



CHURCHILL®



2021

Alchemy | Churchill | Art de Cuisine

Over 225 years of  
**PRODUCT**  
**innovation**  
 Est. 1795  
 Uncompromising Service  
**MARKET KNOWLEDGE**  
 Excellence in Design  
**Performance**  
**DELIVERED**

To find out more about our latest collections:

#### CONTACT US

Tel: +44 (0) 1782 577566  
 Email: info@churchill1795.com  
 Website: www.churchill1795.com

To order samples please contact:  
 uk.samples@churchill1795.com

**f churchill1795**  
**@churchill1795**  
**@churchill\_1795**

#### STOKE SHOWROOM\*

No.1 Marlborough Way, Tunstall,  
 Stoke-on-Trent, ST6 5NZ, England  
 To arrange a visit to our Stoke Showroom  
 Please Call: +44 (0) 1782 577566

#### LONDON SHOWROOM\*

Business Design Centre,  
 Suite 102, 52 Upper Street  
 Islington, London, N1 0QH, England  
 To arrange a visit to our London Showroom  
 Please Call: +44 (0) 1782 524505

#### MADRID SHOWROOM\*

Princesa Street No 2, 7th Floor,  
 Doors 4 & 5, Madrid 28008, Spain  
 To arrange a visit to our Madrid Showroom  
 Please Call: +34 (0) 910 004 929

\*All Showrooms open by appointment only.

# CONTENTS

## INTRODUCTION

INTRODUCTION	4 - 5
PERFORMANCE DELIVERED	6 - 11

## ALCHEMY

INTRODUCTION	12 - 13
AMBIENCE	14 - 17
BALANCE	22 - 23
BANDS	36 - 39
BUFFET CERAMIC SERVINGWARE	40 - 45
COOK & SERVE	48 - 49
COUNTERWAVE	46 - 47
ENERGY	26 - 27
JARDIN	34 - 35
MOONSTONE	24 - 25
PLATE TOWERS	30 - 31
SEQUEL	28 - 29
SIGNATURE TILES & WOODEN BOARDS	32 - 33
WHITE	18 - 21

## BUFFET

INTRODUCTION	294 - 295
CERAMIC BUFFET TRAYS	296 - 297
MELAMINE	300 - 303
WOOD	306 - 313
POLYCARBONATE COVERS	300 - 301

## CHURCHILL SUPER VITRIFIED

INTRODUCTION	50 - 51
BAMBOO	<b>ADDITIONS</b> 190 - 201
BIT ON THE SIDE	240 - 243
BUCKINGHAM	232 - 233
CHATEAU	234 - 235
CHEFS' PLATES	<b>ADDITIONS</b> 210 - 211
CLASSIC	224 - 225
COOKWARE	244 - 245
COUNTER SERVE	246 - 247
COUNTER SERVE HINTS	248 - 249
EMERGE	<b>NEW</b> 174 - 175
EVOLVE	208 - 209
EQUATION	222 - 223
ISLA	<b>ADDITIONS</b> 178 - 189
LOTUS	220 - 221

In the printing of this brochure every effort has been made to ensure perfect reproduction of our products, but due to printing limitations, they may not be an exact match to the actual product.

## CHURCHILL SUPER VITRIFIED (CONTINUED)

MEDITERRANEAN	222 - 223
MORESQUE PRINTS	172 - 173
NOVA	226 - 227
NOURISH	<b>ADDITIONS</b> 236 - 239
ORB	216 - 217
ORBIT	218 - 219
PROFILE	<b>ADDITIONS</b> 202 - 205
RETRO BLUE	170 - 171
SNACK ATTACK	250 - 251
STONECAST	<b>ADDITIONS</b> 52 - 91
STONECAST AQUEOUS	<b>ADDITIONS</b> 100 - 105
STONECAST HINTS	92 - 95
STONECAST PATINA	<b>ADDITIONS</b> 106 - 117
STONECAST PLUME	<b>NEW</b> 96 - 99
STUDIO PRINTS HAZE	<b>NEW</b> 120 - 121
STUDIO PRINTS KINTSUGI	<b>NEW</b> 122 - 123
STUDIO PRINTS AGANO	160 - 161
STUDIO PRINTS BRECCIA	162 - 163
STUDIO PRINTS FLUID	162 - 163
STUDIO PRINTS HOMESPUN	154 - 159
STUDIO PRINTS MINERAL	150 - 153
STUDIO PRINTS RAKU	124 - 139
STUDIO PRINTS STONE	<b>ADDITIONS</b> 140 - 149
TRACE	206 - 207
VELLUM	<b>NEW</b> 176 - 177
VINTAGE PRINTS	166 - 169
VINTAGE PRINTS MED TILES	164 - 165
VOYAGER	250 - 251
WHITE	228 - 231
X SQUARED	214 - 215
X SQUARED+	212 - 213

## CHURCHILL SUPER VITRIFIED BEVERAGE

BAMBOO	198 - 199
BULB	252 - 253
CAFÉ	<b>ADDITIONS</b> 260 - 261
CAFÉ NOVA	260 - 261
COMPACT	262 - 263
ISLA	186 - 187
LATTE	260 - 261
MONOCHROME	253 - 257
PROFILE	204 - 205
STONECAST	66 - 87
STONECAST PATINA	<b>ADDITIONS</b> 113
STUDIO PRINTS HOMESPUN	157 - 159
ULTIMO	258 - 259
VINTAGE PRINTS	168 - 169
WHITE HOLLOWARE	264 - 267

## ART DE CUISINE

INTRODUCTION	268 - 269
FUTURE CARE	282 - 285
IGNEOUS	290 - 293
MENU SHADES CALDERA	270 - 275
MENU PORCELAIN	278 - 281
MENU SHADES BEVERAGE	276 - 277
RUSTICS DELI BOWLS	286 - 287
RUSTICS SIMMER	288 - 289
RUSTICS SNUG MUGS	286 - 287

## COMPLEMENTARY RANGES

MELAMINE	300 - 303
WOOD	306 - 313
GLASS TABLEWARE	189 & 201

## CHURCHILL CUTLERY

INTRODUCTION	314 - 315
BAMBOO	<b>ADDITIONS</b> 328 - 329
COOPER	330 - 331
EVOLVE	<b>NEW</b> 318 - 319
ISLA	324 - 325
PROFILE	322 - 323
RAKU	320 - 321
STONECAST	<b>NEW</b> 316 - 317
TANNER	326 - 327

## OUR ENVIRONMENT 332 - 333

## FEATURES & BENEFITS INDEX 334 - 337

## BADGING 338



# Over 225 years of... INNOVATION, PASSION & EXPERTISE

🇬🇧 Within the hospitality sector, the choice of tableware must meet the highest standards for presentation, practicality and performance. Over 225 years of innovation, passion and expertise make Churchill the natural partner for providing tabletop solutions.

🇪🇸 Dentro del sector hostelero, la vajilla debe alcanzar los estándares más elevados de presentación, practicidad y durabilidad. Con más de 225 años de innovación, pasión y experiencia, Churchill resulta la elección natural para todas sus necesidades de vajilla.

🇩🇪 Innerhalb des Gastgewerbes muss die Auswahl des Geschirrs den höchsten Ansprüchen an Präsentation, Praktikabilität und Leistung genügen. Über 225 Jahre Innovation, Passion und Know-how machen Churchill zum natürlichen Partner für den Tabletop.

🇮🇹 Nel settore dell'hospitality, la scelta delle stoviglie per la tavola deve rispettare gli standard più alti di presentazione, praticità e performance. Oltre 225 anni di innovazione, passione e competenza hanno reso Churchill la scelta naturale per trovare soluzioni perla tavola.

🇫🇷 Dans le secteur d'hospitalité, le choix de vaisselle doit se conformer aux critères de qualité pour présentation, fonctionnalité et performance. Avec plus de 225 ans d'innovation, passion et expertise Churchill font le partenaire naturel pour tous les solutions de vaisselle.

## Our Brands...



**ALCHEMY®**  
fine china

Passionate about food page 17

---

Exquisite fine china in a range of designs to suit every setting and occasion. Both versatile and durable, multi-functional items and striking feature pieces offer unlimited creative opportunities to enhance food presentation. This premium collection is designed with the professional in mind, enabling chefs to create the ultimate fine dining experience.





**CHURCHILL®**  
super vitrified

Engineered for performance page 50

---

The Churchill Super Vitrified body is one of the strongest in the world, delivering presentation that lasts. A comprehensive collection of ranges from classic white to contemporary glaze effects in a variety of shapes. The Churchill Super Vitrified collection offers solutions for fast moving, professional back of house environments.





**ART de CUISINE®**  
By CHURCHILL

Fashion for food page 269

---

Delivering style without compromise, the full and varied Art de Cuisine range is designed for the demanding hospitality environment. A blend of classic and contemporary shapes in white and coloured finishes enhance food presentation. The extensive range in vitrified porcelain and vitrified stoneware delivers individuality and value to professional caterers.





**CHURCHILL**  
CUTLERY

Enhancing the dining experience page 315

---

Exclusively designed in-house, Churchill cutlery has been specifically created for the hospitality environment. Manufactured in high quality 18/10 stainless steel with a premium polished finish, Churchill cutlery meets the highest standards in performance.

Fully stocked in the UK, with all the benefits of the Churchill continuity and service promise. Offered in a variety of designs to enhance the dining experience and complement the Churchill ceramics portfolio.



# PERFORMANCE DELIVERED

## 8 REASONS WHY A CHURCHILL PLATE IS MORE THAN JUST A PLATE



WE BLEND CENTURIES OF EXPERIENCE WITH CUTTING EDGE TECHNOLOGY AND DESIGN INNOVATION TO PRODUCE ONE OF THE STRONGEST CERAMIC BODIES IN THE WORLD.

01 PERFORMANCE MATERIALS

02 ENGINEERED SHAPE & FORM

03 VITRIFICATION & FIRING

04 GLAZING

05 QUALITY & CONFORMANCE

06 DESIGN INNOVATION

07 SERVICE & STOCK

08 HISTORY & HERITAGE



### PERFORMANCE MATERIALS

Our unique clay recipe is essential in creating a strong and durable product for the hospitality industry. Our raw materials are selected to deliver the optimum balance of strength and whiteness.



### ENGINEERED SHAPE & FORM

Every piece of Churchill's ceramic is designed with performance in mind. Through expert shape engineering, we reinforce strength and durability while continual investment in technology guarantees functionality and consistent quality.



### VITRIFICATION & FIRING

100% of Churchill's ceramics are vitrified which is essential to the hospitality industry. Through the process of vitrification, the particle structure of our ceramic body becomes strong, dense and watertight.



### GLAZING

Our glaze is hard wearing and designed specifically for the hospitality environment. The durability is a combination of the glaze recipe, the firing temperature and substrate. Our Eco Glaze is specially formulated to be re-usable, minimising our impact on the environment.



### QUALITY & CONFORMANCE

Churchill ceramics are continuously tested and quality checked, from the stage of raw materials, throughout the manufacturing process to the final fired piece.



### DESIGN INNOVATION

Churchill are experts in ceramic design and at the forefront of innovation. Our entire product portfolio is designed in the UK by our experienced and talented design team. We work with chefs from around the world ensuring we understand the needs of our customers.




### SERVICE & STOCK


At Churchill we are dedicated to reliability, ensuring our product is in stock and delivered on time. We pride ourselves on our stock levels and ability to deliver on time, all around the world.





### HISTORY & HERITAGE


Established in 1795, Churchill have been manufacturing ceramics in Stoke on Trent, England for 225 years.

 Churchill's UK manufactured tableware is precisely engineered to perform to the demands of the hospitality environment. Every step in the process is practised and refined. From the sourcing of raw materials and unique formulation of the clay body, to shape engineering and numerous quality checks ensuring that Churchill products work as hard as you do.

 Fabricada en el Reino Unido, la vajilla de Churchill está diseñada con precisión para cumplir con las demandas del entorno de la hostelería. Cada paso del proceso se prueba y se refina. Desde la recepción de las materias primas y la formulación única del cuerpo cerámico, hasta la ingeniería de la forma y los numerosos controles de calidad para garantizar que los productos Churchill trabajen tan duro como usted. Los mejores chefs de la industria eligen a Churchill por encima de otras marcas debido al rendimiento, la experiencia y el diseño de nuestras cerámicas que agregan valor a sus operaciones hosteleras.

 Das in Großbritannien hergestellte Geschirr von Churchill ist genau auf die Anforderungen des Gastgewerbes abgestimmt. Jeder Arbeitsschritt wird praktiziert und verfeinert. Wir stellen sicher, dass von der Rohstoffbeschaffung über die einzigartige Rezeptur des Tonmaterials bis hin zur Formgestaltung und den zahlreichen Qualitätskontrollen unsere Churchill-Produkte mit Ihrer harten Arbeit mithalten können. Die Spitzenköche der Branche bevorzugen Churchill gegenüber anderen Marken aufgrund der Leistung, des Know-hows und des Designs unserer Keramiken, da diese die Qualität ihres Gastgewerbes erhöhen.

 Prodote nel Regno Unito, le stoviglie di Churchill sono accuratamente progettate per soddisfare le esigenze delle strutture ricettive. Ogni fase del processo viene sperimentata e perfezionata. Dall'approvvigionamento delle materie prime e dalla formula esclusiva dell'argilla alla progettazione delle forme e ai numerosi controlli qualità, per garantire che i prodotti Churchill lavorino duramente, proprio come te. I migliori chef preferiscono Churchill agli altri marchi, grazie alle prestazioni, alla competenza ed al design della nostra ceramica, tutte cose che aggiungono valore alle loro attività di accoglienza.

 Fabriquée au Royaume-Uni, la vaisselle Churchill est conçue précisément pour répondre aux exigences du milieu hôtelier. Nous mélangeons une expérience acquise au fil de centaines d'années à une technologie de pointe et au design. Des contrôles de qualité garantissent que les 70 000 pièces que nous fabriquons chaque jour soient les meilleurs produits sur le marché. Nos produits travaillent aussi durement que vous.

## 01 MATERIALES

## 02 DISEÑO E INGENIERÍA

## 03 VITRIFICADO Y COCCIÓN

## 04 ESMALTE



### MATERIALES

Nuestra receta única de arcilla es esencial para crear un producto fuerte y resistente para la industria hostelera. Nuestras materias primas se seleccionan para ofrecer el equilibrio óptimo de resistencia y blancura.



### ESMALTE

Nuestro esmalte es resistente y está diseñado específicamente para el entorno hostelero. La durabilidad es una combinación de la receta de esmalte, la temperatura de cocción y el sustrato. Nuestro Esmalte Eco está especialmente formulado para ser reutilizable, minimizando nuestro impacto en el medio ambiente.



### SERVICIO Y ESTOCAJE


En Churchill estamos dedicados a la confiabilidad, asegurando que nuestro producto esté en stock y entregado a tiempo. Nos enorgullecemos de nuestros niveles de estocaje y de nuestra capacidad de entregar a tiempo, en todo el mundo.

## 05 CALIDAD Y CUMPLIMIENTOS

## 06 DISEÑO DE INNOVACIÓN

## 07 SERVICIO Y ESTOCAJE

## 08 HISTORIA Y HERENCIA



### DISEÑO E INGENIERÍA

Cada pieza de cerámica de Churchill está diseñada con rendimiento en mente. A través del diseño y la ingeniería, reforzamos la resistencia y durabilidad, mientras que la inversión continua en tecnología garantiza la funcionalidad y la calidad constante.



### CALIDAD Y CUMPLIMIENTOS

La cerámica de Churchill se revisa continuamente para verificar la calidad, desde la etapa de las materias primas, durante todo el proceso de fabricación hasta la pieza final.



### HISTORIA Y HERENCIA

Establecida en 1795, Churchill ha estado fabricando cerámica en Stoke on Trent, Inglaterra durante 225 años.



### VITRIFICADO Y COCCIÓN

El 100% de la cerámica de Churchill está vitrificada, lo cual es esencial para la industria hostelera. A través del proceso de vitrificación, la estructura de partículas de nuestro cuerpo cerámico se vuelve fuerte, densa e impermeable.



### DISEÑO DE INNOVACIÓN

Churchill son expertos en diseño cerámico y están a la vanguardia de la innovación. Nuestra gama de productos está diseñada en el Reino Unido por nuestro talentoso equipo de diseño. Trabajamos con chefs a nivel global para garantizar que comprendamos las necesidades de nuestros clientes.



### MATERIALES AD ALTE PRESTAZIONI

La formula esclusiva della nostra argilla è essenziale per creare un prodotto resistente e durevole per il settore alberghiero. Selezioniamo le nostre materie prime per garantire un equilibrio ottimale tra resistenza e bianchezza.



### SMALTATURA

Il nostro smalto è resistente e appositamente studiato per le strutture ricettive. La durata nasce da una combinazione tra formula dello smalto, temperatura di cottura e substrato. Il nostro smalto Eco Glaze è appositamente formulato per essere riutilizzabile, riducendo al minimo l'impatto ambientale.



### SERVIZIO E SCORTE

In Churchill ci impegniamo per essere sempre più affidabili, garantendo la disponibilità dei prodotti a magazzino e la puntualità delle consegne. Ci vantiamo dei nostri livelli di scorte e della nostra capacità di effettuare consegne puntuali in ogni parte del mondo.

## 05 QUALITÀ E CONFORMITÀ

## 06 INNOVAZIONE NEL DESIGN

## 07 SERVIZIO E SCORTE

## 08 STORIA ED EREDITÀ



### FORMA E STRUTTURA PROGETTATE

Ogni pezzo di ceramica Churchill è progettato per fornire le massime prestazioni. Grazie ad una esperta progettazione della forma, aumentiamo la resistenza e la durata, mentre il continuo investimento in tecnologia garantisce funzionalità e qualità costante.



### QUALITÀ E CONFORMITÀ

La ceramica Churchill viene costantemente sottoposta a test e controlli di qualità, dalle materie prime iniziali, durante l'intero processo di produzione, fino al pezzo cotto finale.



### STORIA ED EREDITÀ

Fondata nel 1795, Churchill produce ceramica a Stoke on Trent, Inghilterra, da 225 anni.



### VETRIFICAZIONE E COTTURA

Il 100% delle ceramica Churchill è vitrificato, cosa essenziale per il settore alberghiero. Il processo di vitrificazione conferisce alle particelle costitutive della nostra ceramica proprietà di resistenza, densità e impermeabilità.



### INNOVAZIONE NEL DESIGN

Noi di Churchill siamo esperti nella progettazione della ceramica e all'avanguardia nell'innovazione. Tutta la nostra gamma prodotti è progettata nel Regno Unito dal nostro team di disegnatori di grande esperienza e talento. Collaboriamo con gli chef di tutto il mondo per essere sicuri di comprendere le esigenze dei nostri clienti.

## 01 MATERIAUX DE POINTE

## 02 CONCEPTION ET DESIGN

## 03 VITRIFICATION ET CUISSON

## 04 ÉMAILLAGE

## 05 QUALITÉ ET CONFORMITÉ

## 06 INNOVATION ET DESIGN

## 07 DISPONIBILITÉ PRODUITS

## 08 HISTOIRE ET PATRIMOINE



### MATÉRIAUX DE POINTE

Notre pâte unique est indispensable pour la création d'une assiette blanche, robuste et résistante. Les contrôles permanents menés sur nos matières premières garantissent la conformité, la fiabilité et la performance de nos produits.



### CONCEPTION ET DESIGN

Chaque produit céramique de la gamme Churchill est conçu pour être performant. Grâce au design et à l'ingénierie, nous renforçons la résistance et la longévité. Nous investissons en permanence dans la technologie ce qui garantit la fonctionnalité et la qualité supérieure de nos produits.



### VITRIFICATION ET CUISSON

La vitrification est un point clé pour la céramique dans le secteur de la restauration. Les produits de la gamme Churchill sont vitrifiés à 100 %. La réduction d'air entre les particules donne une structure robuste, hermétique, hydrofuge et apte à la nourriture.



### HOCHLEISTUNGSWERKSTOFFE

Unser einzigartiges Tonrezept ist für die Herstellung robuster und strapazierfähiger Gastronomie-Produkte unerlässlich. Unsere Rohmaterialien werden sorgfältig ausgewählt, damit wir Ihnen die bestmögliche Kombination von Robustheit und Weiße bieten können.



### FORM UND GESTALTUNG

Bei der Entwicklung jedes Churchill-Keramik-Artikels steht die Leistung im Vordergrund. Durch fachkundige Formgestaltung stärken wir die Robustheit und Haltbarkeit und wir investieren laufend in unsere Technologie, um Ihnen Funktionalität und gleichbleibende Qualität zu gewährleisten.



### VERGLASEN & BRENNEN

Churchill Keramik ist zu 100 % verglast. Wir wissen, dass dies in der Gastronomie unerlässlich ist. Der Verglasungsprozess macht die Partikelstruktur unserer Keramik robuster, dichter und wasserundurchlässig.



### ÉMAILLAGE

Notre émailage est résistant à l'usure et conçu spécifiquement pour le secteur hôtelier. Le secret de la longévité est l'alliance de la recette d'émailage, la température de cuisson et le support utilisé. Notre émailage écologique est conçu spécifiquement pour être réutilisé, minimisant ainsi les incidences sur notre environnement.



### QUALITÉ ET CONFORMITÉ

Nous savons que nos produits sont performants parce que nous contrôlons au quotidien la vitrification, la résistance aux ébréchures, la résistance aux détergents industriels, l'étanchéité, la sécurité alimentaire et la régularité des tailles et des formes.



### INNOVATION ET DESIGN

Churchill investit constamment dans la recherche et le développement, nous sommes experts en céramique et est aux avant postes en terme d'innovation. Toute notre gamme de produits est conçue au Royaume-Uni par une équipe expérimentée et talentueuse. Nous travaillons avec des chefs internationaux pour comprendre les besoins de nos clients.



### GLASUR

Unsere Glasur ist verschleißfest und speziell für den Gebrauch in der Gastronomie entwickelt. Die Widerstandsfähigkeit ist eine Kombination unseres Glasurrezepts, Brenntemperatur und Substrat. Unsere Öko-Glasur ist speziell formuliert und daher wiederverwendbar, wodurch unsere Auswirkungen auf die Umwelt minimiert werden.



### QUALITÄT UND KONFORMITÄT

Churchill Keramik wird kontinuierlich getestet und auf Qualität geprüft, von den Rohmaterialien, über den gesamten Herstellungsprozess bis hin zum fertig gebrannten Keramikartikel.



### INNOVATIVES DESIGN

Hier bei Churchill sind wir Experten im Keramikdesign und stehen an der Spitze in Bezug auf Innovation. Unser komplettes Produktportfolio wird von unserem talentierten und erfahrenen Designteam vollständig hier im Vereinigten Königreich entworfen. Wir arbeiten mit Küchenchefs aus der ganzen Welt zusammen, um die Anforderungen unserer Kunden besser zu verstehen.



### DISPONIBILITÉ PRODUITS

Nous nous engageons à assurer la fiabilité en veillant à ce que les commandes soient livrées intégralement et à temps. Nous sommes fiers de nos approvisionnements et de notre aptitude de livrer à temps, partout dans le monde.



### HISTOIRE ET PATRIMOINE

Nous fabriquons des produits céramiques depuis 1795 à Stoke-on-Trent en Angleterre c'est à dire depuis plus de 225 ans.



### SERVICE & LAGERBESTAND

Wir bei Churchill setzen auf Zuverlässigkeit und stellen sicher, dass unsere Produkte vorrätig sind und pünktlich geliefert werden. Wir sind stolz auf unseren Lagerbestand und unsere Fähigkeit, pünktlich zu liefern und das überall auf der Welt.



### GESCHICHTE & TRADITION

Das Unternehmen Churchill wurde 1795 gegründet und stellt seit 225 Jahren in England, in Stoke on Trent, Keramik her.



## 01 HOCHLEISTUNGSWERKSTOFFE

## 02 FORM UND GESTALTUNG

## 03 VERGLASEN & BRENNEN

## 04 GLASUR

## 05 QUALITÄT UND KONFORMITÄT

## 06 INNOVATIVES DESIGN

## 07 SERVICE & LAGERBESTAND

## 08 GESCHICHTE & TRADITION







# PASSIONATE ABOUT FOOD





## ALCHEMY®


fine china

 Exquisite fine china in a range of complementary designs to suit every mood and occasion. Versatile and durable, multi-functional items and striking feature pieces offer unlimited creative opportunities to enhance food presentation.

 Gama refinada de fine china disponible en diseños que se complementan entre sí para adaptarse a las más refinadas de ocasiones. Versátil y resistente, los artículos multi funcionales y piezas de autor ofrecen ilimitadas posibilidades para realzar la presentación culinaria.

 Exquisites Feinporzellan in einer Reihe von sich ergänzenden Designs für jede Stimmung und jeden Anlass. Vielseitige, haltbare und multifunktionale Artikel bieten unbegrenzte kreative Möglichkeiten zur Verbesserung der Präsentation von Speisen.

 Raffinata fine china in una gamma di design complementari per soddisfare ogni stato d'animo e occasione. Articoli versatili, duraturi e multi-funzionali con pezzi dalle caratteristiche sorprendenti che offrono una serie illimitata di opportunità per far risaltare la presentazione del cibo.

 Porcelaine fine et exquisite dans une gamme de dessins complementaires qui conviennent à chaque envie et occasion. Divers et durable, ces articles saisissants et multi-fonctionnels offrent des opportunités illimités d'améliorer la présentation.

Alchemy leaves a lasting impression.



MICROWAVE SAFE



DISHWASHER SAFE



FULLY GLAZED BASE



STACKABLE



DURABLE AND VITRIFIED



EDGE CHIP WARRANTY



SUPERIOR GLAZE FINISH



BRITISH STANDARD  
EUROPEAN APPROVED  
VITRIFIED HOTELWARE



BRITISH STANDARD  
EUROPEAN APPROVED  
HOSPITALITY CERAMIC TABLEWARE  
INTENDED CONTACT WITH FOOD



BRITISH STANDARD  
MECHANICAL DISHWASHER  
RESISTANCE

# ambience

Exceptional Presentation

A stylish and elegant range of finer, lighter Alchemy plates, bowls and beverage pieces, Ambience is especially designed for fine dining creating the perfect canvas for food presentation. It works beautifully with the existing Alchemy range.



**STANDARD RIM PLATE**  
**APRAF1251** 31.7cm 12½"  
Food Presentation  
area: 21.5cm 8½"  
CTN QTY 6



**STANDARD RIM PLATE**  
**APRAF1151** 28cm 11"  
Food Presentation  
area: 18.5cm 7¼"  
CTN QTY 6



**STANDARD RIM PLATE**  
**APRAF8 1** 21.7cm 8½"  
Food Presentation  
area: 14cm 5½"  
CTN QTY 6



**STANDARD RIM PLATE**  
**APRAF7 1** 18.4cm 7¼"  
Food Presentation  
area: 11.5cm 4½"  
CTN QTY 6



**STANDARD RIM PLATE**  
**APRAF6 1** 16.2cm 6"  
Food Presentation  
area: 10.5cm 4¼"  
CTN QTY 6



**MEDIUM RIM PLATE**  
**APRAF1171** 28cm 11"  
Food Presentation  
area: 14cm 5½"  
CTN QTY 6



**WIDE RIM PLATE**  
**APRAF1191** 28cm 11"  
Food Presentation  
area: 11cm 4¾"  
CTN QTY 6



**STANDARD RIM BOWL**  
**APRAB1251** 31.7cm 12½"  
85cl 30oz  
Food Presentation  
area: 22cm 8½"  
CTN QTY 6



**STANDARD RIM BOWL**  
**APRAB1151** 28cm 11"  
51.1cl 18oz  
Food Presentation  
area: 18.5cm 7¼"  
CTN QTY 6



**STANDARD RIM BOWL**  
**APRAB7251** 22cm 8½"  
28.4cl 10oz  
Food Presentation  
area: 14.5cm 5½"  
CTN QTY 6



**MEDIUM RIM BOWL**  
**APRALB121** 31.7cm 12½"  
42.6cl 15oz  
Food Presentation  
area: 16.5cm 6½"  
CTN QTY 6



**MEDIUM RIM BOWL**  
**APRAB1171** 28cm 11"  
28.4cl 10oz  
Food Presentation  
area: 14.5cm 5½"  
CTN QTY 6



# ambience



WIDE RIM SQUARE PLATE

**CF** **APRASPW 1** 21cm 8¼"  
Food Presentation  
area: 11cm 4¼"  
CTN QTY 6



MEDIUM RIM SQUARE PLATE

**CF** **APRASPM 1** 21cm 8¼"  
Food Presentation  
area: 14.5cm 5¾"  
CTN QTY 6



SQUARE BOWL

**CF** **APRABSL 1** 27cm 10¾"  
42.6cl 15oz  
Food Presentation  
area: 16.5cm 6½"  
CTN QTY 6



SQUARE BOWL

**CF** **APRABSM 1** 21cm 8¼"  
28.4cl 10oz  
Food Presentation  
area: 14.5cm 5¾"  
CTN QTY 6



FINE TEACUP

**APRAAFC81** 22.7cl 8oz  
H: 6cm  
Dia: 10cm  
CTN QTY 6



STANDARD RIM TEA SAUCER

**CF** **APRAAFS61** 16.5cm 6½"  
CTN QTY 6  
(Fits APRAAFC81)



CAN TEA CUP

**APRAACT 1** 22.7cl 8oz  
H: 6.5cm  
Dia: 8cm  
CTN QTY 6



CAN TEA SAUCER

**CF** **APRAATCS1** 16.5cm 6½"  
CTN QTY 6  
(Fits APRAACT 1)



CAN COFFEE CUP

**APRAACF 1** 12.5cl 4.5oz  
H: 6cm  
Dia: 6.5cm  
CTN QTY 6



CAN COFFEE SAUCER

**CF** **APRAACCS1** 13.5cm 5¼"  
CTN QTY 6  
(Fits APRAACF 1)



CAN MUG

**APRAACM 1** 28.4cl 10oz  
H: 8cm  
Dia: 7.5cm  
CTN QTY 6



OVAL TEAPOT

**APRAOT251** 71cl 25oz  
H: 13.5cm  
CTN QTY 6  
REPLACEMENT LID  
**APRAOL251**  
CTN QTY 6



OVAL TEAPOT

**APRAOT151** 42.6cl 15oz  
H: 12cm  
CTN QTY 6  
REPLACEMENT LID  
**APRAOL151**  
CTN QTY 6



OVAL COFFEE POT

**APRAOC181** 51.1cl 18oz  
H: 15.5cm  
CTN QTY 6  
REPLACEMENT LID  
**APRAOL181**  
CTN QTY 6



OVAL JUG

**APRAOJ101** 28.4cl 10oz  
H: 12cm  
CTN QTY 6



OVAL JUG

**APRAOJ5 1** 14.2cl 5oz  
H: 7.5cm  
CTN QTY 6



OVAL JUG

**APRAOJ2 1** 7.1cl 2oz  
H: 5.5cm  
CTN QTY 6



OVAL COVERED SUGAR BOWL

**APRAOCS61** 17cl 6oz  
H: 9cm  
CTN QTY 6  
REPLACEMENT LID  
**APRAOSL61**  
CTN QTY 6



FINE SUGAR BOWL

**APRAOSBF1** 22.7cl 8oz  
H: 6cm  
Dia: 10cm  
CTN QTY 6



OVAL SALT

**APRAAOS 1** H: 4.5cm  
CTN QTY 6  
OVAL PEPPER  
**APRAAOP 1** H: 4.5cm  
CTN QTY 6



BUTTER BLOCK

**APRAFBB 1** 2.8cl 1oz  
H: 4.5cm  
Dia: 5.8cm  
CTN QTY 12

# white

Simply Appealing

Premium and timeless Alchemy White has been designed with versatility and functionality in mind. Simply appealing, this pure white fine china collection features a comprehensive solution for events catering and hotel dining.



SERVICE PLATE  
APR AS131 33cm 13"  
CTN QTY 6



PLATE  
APR AP131 33cm 13"  
CTN QTY 6



PLATE  
GF APR AP111 30cm 11½"  
CTN QTY 12



PLATE  
GF APR AP581 26.8cm 10½"  
CTN QTY 12



PLATE  
GF APR AP101 25.4cm 10"  
CTN QTY 12



PLATE  
GF APR AP9 1 23cm 9"  
CTN QTY 12



PLATE  
GF APR AP8 1 20.3cm 8"  
CTN QTY 12



PLATE  
GF APR AP651 16.2cm 6½"  
CTN QTY 12



ROUND PASTA BOWL  
GF APR ARPBI 30.5cm 12"  
79.7cl 28oz  
CTN QTY 12



RIMMED SOUP BOWL  
GF APR AB9 1 24.5cm 9¾"  
49.5cl 17oz  
CTN QTY 12



ROUND BOWL  
GF APR AB7 1 19.5cm 7¾"  
34cl 12oz  
CTN QTY 12



ROUND BOWL  
GF APR AB6 1 16.2cm 6½"  
22cl 8oz  
CTN QTY 12



RIMMED OVAL DISH  
GF APR AO131 33cm 13"  
CTN QTY 6



RIMMED OVAL DISH  
GF APR AO111 28cm 11"  
CTN QTY 6



RIMMED OVAL DISH  
GF APR AO8 1 20.3cm 8"  
CTN QTY 12



# white



**STACKING COFFEE CUP**  
**APR ASC61** 17cl 6oz  
H: 6cm  
Dia: 7.5cm  
CTN QTY 24



**STACKING TEACUP**  
**APR ASC71** 20.6cl 7oz  
H: 6.6cm  
Dia: 8cm  
CTN QTY 24



**ELEGANT CUP**  
**APR AEC71** 20.6cl 7oz  
H: 6.5cm  
Dia: 8.5cm  
CTN QTY 24



**TEA/COFFEE CUP**  
**APR ATC81** 22cl 8oz  
H: 6cm  
Dia: 10cm  
CTN QTY 24



**CAPPUCCINO CUP**  
**APR ACC 1** 34cl 12oz  
H: 6.5cm  
Dia: 11cm  
CTN QTY 24



**CAPPUCCINO CUP**  
**APR ACC81** 22cl 8oz  
H: 6cm  
Dia: 10cm  
CTN QTY 24



**TEA SAUCER**  
**GF APR AS6 1** 15.3cm 6"  
CTN QTY 24  
(Fits APR ASC6 1, APR ASC71,  
APR AEC71, APR ATC81,  
APR ACC 1 & APR ACC81)



**COUPE TEA SAUCER**  
**GF APR ACS61** 15.3cm 6"  
CTN QTY 24  
(Fits APR ASC6 1, APR ASC71,  
APR AEC71, APR ATC81,  
APR ACC 1 & APR ACC81)



**STACKING COFFEE CUP**  
**APR ASC31** 8.3cl 3oz  
H: 5cm  
Dia: 6cm  
CTN QTY 24



**ESPRESSO CUP**  
**APR AEC31** 8.5cl 3oz  
H: 5.5cm  
Dia: 6.5cm  
CTN QTY 24



**COFFEE SAUCER**  
**GF APR AS5 1** 12.8cm 5"  
CTN QTY 24  
(Fits APR ASC31, APR AEC31)



**STACKING MUG**  
**APR AM101** 28.4cl 10oz  
H: 9cm  
Dia: 8cm  
CTN QTY 24



**MUG**  
**APR AM 1** 28cl 10oz  
H: 10.5cm  
Dia: 8cm  
CTN QTY 24



**MUG**  
**APR AM9 1** 25.6cl 9oz  
H: 10cm  
Dia: 7.5cm  
CTN QTY 12



**TEAPOT**  
**APR AT361** 1lt 36oz  
H: 13cm  
CTN QTY 6  
**REPLACEMENT LID**  
**APR ATL31**  
CTN QTY 6  
(Fits APR AT361)



**TEAPOT**  
**APR AT251** 71cl 25oz  
H: 10.5cm  
CTN QTY 6  
**REPLACEMENT LID**  
**APR ATL21**  
CTN QTY 6  
(Fits APR AT251)



**TEAPOT**  
**APR AT151** 42.6cl 15oz  
H: 9cm  
CTN QTY 6  
**REPLACEMENT LID**  
**APR ATL11**  
CTN QTY 6  
(Fits APR AT151)



**COFFEE POT**  
**APR AC361** 1lt 36oz  
H: 17cm  
CTN QTY 6  
**REPLACEMENT LID**  
**APR ACL11**  
CTN QTY 6  
(Fits APR AC361)



**COFFEE POT**  
**APR AC181** 51.1cl 18oz  
H: 11cm  
CTN QTY 6  
**REPLACEMENT LID**  
**APR ACL 1**  
CTN QTY 6  
(Fits APR AC181)



**JUG**  
**APR AJ101** 28cl 10oz  
H: 9cm  
CTN QTY 6  
**APR AJ5 1** 13.8cl 5oz  
H: 6.5cm  
CTN QTY 6



**OPEN SUGAR BOWL**  
**APR AOSB1** 22cl 8oz  
H: 6.5cm  
Dia: 8.5cm  
CTN QTY 6



**COVERED SUGAR BOWL**  
**APR ACSB1** 22cl 8oz  
H: 7.5cm  
Dia: 10.5cm  
CTN QTY 6  
**REPLACEMENT LID**  
**APR ALS 1**  
CTN QTY 6



**SAUCE BOAT**  
**APR AB121** 34cl 12oz  
H: 8.5cm  
Dia: 18cm  
CTN QTY 6  
**MINI SAUCE BOAT**  
**APR ABS 1** 14.2cl 5oz  
H: 6cm  
Dia: 13.5cm  
CTN QTY 6



**CONSOUMÉ BOWL UNHANDLED**  
**APR AUCB1** 28.4cl 10oz  
H: 5.5cm  
Dia: 10cm  
CTN QTY 24



**CONSOUMÉ BOWL HANDLED**  
**APR AHC81** 28.4cl 10oz  
H: 5.5cm  
Dia: 10cm  
CTN QTY 24



**CONSOUMÉ STAND SAUCER**  
**APR AS6 1** 15.3cm 6"  
CTN QTY 24



**SUGAR SACHET HOLDER**  
**APR ASSH1** 11.3 x 7.3cm  
5" x 3"  
CTN QTY 6



**BUTTER PAD/ BALANCE TEA SAUCER**  
**APR ABP 1** 10.2cm 4"  
CTN QTY 12



**SALT**  
**APR AS 1** 6cm 2 1/4"  
CTN QTY 6  
**PEPPER**  
**APR AP 1** 6cm 2 1/4"  
CTN QTY 6



**EGG CUP**  
**APR AEC 1** 7cl 2oz  
H: 4.5cm  
Dia: 4.5cm  
CTN QTY 6



**BUD VASE**  
**APR ABV 1** 12.5cm 4 7/8"  
CTN QTY 6



# balance

Simply Gourmet

Alchemy Balance provides a perfect minimal platform for elevated food presentation. The premium white colour of the Alchemy fine china body and the simplistic Balance shapes create a fresh, blank canvas for all manner of cuisines.



COUPE PLATE  
**APRBAC121** 30.5cm 12"  
 CTN QTY 6



COUPE PLATE  
**APRBAC581** 26.8cm 10 1/2"  
 CTN QTY 6



COUPE PLATE  
**APRBAC91** 23cm 9"  
 CTN QTY 6



COUPE PLATE  
**APRBAC61** 16.5cm 6 1/2"  
 CTN QTY 6




COUPE BOWL  
**APRBAC141** 38.5 x 8.8cm  
 15 1/4" x 3 1/2"  
 500cl 175oz  
 CTN QTY 4



COUPE BOWL  
**APRBAC101** 26.5cm 10 1/2"  
 CTN QTY 6



COUPE BOWL  
**APRBAC81** 20.3cm 8"  
 CTN QTY 6



RECTANGULAR TRAY  
**APRBART1** 30 x 14.5cm  
 11 3/4" x 5 3/4"  
 CTN QTY 6



SMALL RECTANGULAR TRAY  
**APRBART61** 17 x 10cm  
 6 3/4" x 3 3/4"  
 CTN QTY 6



FOOTED SOUP BOWL  
**APRBAFS81** 34cl 12oz  
 H: 10.5cm  
 Dia: 15cm  
 CTN QTY 6



BUTTER PAD  
**APRABP1** 10.2cm 4"  
 CTN QTY 12




RICE BOWL  
**APRBART161** 44cl 16oz  
 H: 7.5cm  
 Dia: 14cm  
 CTN QTY 12



RICE BOWL  
**APRBART91** 25.6cl 9oz  
 H: 6.5cm  
 Dia: 11cm  
 CTN QTY 24



RICE BOWL  
**APRBART41** 12.5cl 4oz  
 H: 5cm  
 Dia: 9cm  
 CTN QTY 24



Balance buffet items available on page 41.





# moonstone

Soft and Organic

Add style and creativity to the tabletop with a beautiful range of bowls and plates inspired by the soft, organic curves of nature. Moonstone offers great flexibility and works across many different types of cuisine from fine dining to deli-buffet displays.



**BOWL**  
**APRSMB401** 24.6 x 18.2cm  
 9 1/4" x 7 1/4"  
 112.4cl 40oz  
 CTN QTY 6



**BOWL**  
**APRSMB301** 20.3 x 15.7cm  
 7 7/8" x 6 1/8"  
 85.2cl 30oz  
 CTN QTY 6



**BOWL**  
**APRSMB201** 17.7 x 13.2cm  
 7" x 5 1/8"  
 56.8cl 20oz  
 CTN QTY 12



**BOWL**  
**APRSMB101** 10.5 x 14.3cm  
 5 1/8" x 4 1/8"  
 28.4cl 10oz  
 CTN QTY 12



**GF** **OVAL PLATE**  
**APRSMP131** 26.5 x 35.5cm  
 10 1/2" x 13 7/8"  
 CTN QTY 6



**GF** **OVAL PLATE**  
**APRSMP111** 21.5 x 28.8cm  
 8 1/2" x 11 1/4"  
 CTN QTY 6



**GF** **OVAL PLATE**  
**APRSMP8 1** 16.7 x 22.5cm  
 6 1/2" x 8 7/8"  
 CTN QTY 12



**GF** **OVAL PLATE**  
**APRSMP7 1** 14.5 x 19cm  
 5 7/8" x 7 1/2"  
 CTN QTY 12



**ACACIA WOOD**  
**LARGE BOARD**  
**ZCAWLMBD1** 20 x 29cm  
 7 7/8" x 11 3/8"  
 CTN QTY 4



**ACACIA WOOD**  
**MEDIUM BOARD**  
**ZCAWMMBD1** 15 x 29cm  
 5 7/8" x 11 3/8"  
 CTN QTY 4



**ACACIA WOOD**  
**SMALL BOARD**  
**ZCAWSMBD1** 10 x 29cm  
 3 7/8" x 11 3/8"  
 CTN QTY 4



**ACACIA WOOD BOWL**  
**ZCAWLMBL1** 23 x 21.5 x 11cm  
 9" x 8 1/2" x 4 1/8"  
 140cl 49.2oz  
 CTN QTY 4



**ACACIA WOOD BOWL**  
**ZCAWSMBL1** 14 x 13.5 x 7cm  
 5 1/2" x 5 1/4" x 2 7/8"  
 30cl 10.5oz  
 CTN QTY 4

Moonstone buffet items available in ceramic on page 297 and melamine on page 302.



**GF** Items with a fully glazed foot

# energy

Urban Chic

This stylish collection of contemporary, square and rectangular shaped plates and bowls is designed to integrate with the Alchemy White range. With chic elegance and the pure whiteness of fine china, it offers many exciting possibilities to enhance food presentation.



**SQUARE PLATE**  
**CF APR ASDP1** 28cm 11"  
 CTN QTY 6



**SQUARE PLATE**  
**CF APR ASP91** 23.3cm 9"  
 CTN QTY 6



**SQUARE PLATE**  
**CF APR ASSP1** 17.7cm 7"  
 CTN QTY 6



**SQUARE PLATE**  
**CF APR ASP51** 13.2cm 5 1/4"  
 CTN QTY 12



**SQUARE PASTA BOWL**  
**CF APR ASPB1** 25.4cm 10"  
 71cl 25oz  
 CTN QTY 6



**SQUARE BUFFET BOWL**  
**CF APR ASHB1** 26.5cm 10 1/2"  
 119cl 42oz  
 CTN QTY 4



**SQUARE BOWL**  
**CF APR ASLB1** 20.3cm 8"  
 56.8cl 20oz  
 CTN QTY 6



**SQUARE BOWL**  
**CF APR ASSB1** 14.2cm 5 1/2"  
 28.4cl 10oz  
 CTN QTY 6



**SQUARE BOWL**  
**CF APR ASTB1** 10.2cm 4"  
 6cl 2oz  
 CTN QTY 12



**RECTANGLE PLATE**  
**CF APR AE131** 33 x 23cm  
 13" x 9"  
 CTN QTY 6



# sequel

Timeless Elegance

An elegant beverage range to add a sophisticated touch to the tabletop. In premium white fine china, Sequel is designed to complement the Alchemy and Ambience tableware collections.



**CUP**  
**APR AT161** 45cl 16oz  
H: 7.3cm  
Dia: 12cm  
CTN QTY 12 ☼



**CUP**  
**APR AT121** 31.2cl 11oz  
H: 6.7cm  
Dia: 10.5cm  
CTN QTY 12 ☼



**CUP**  
**APR ATC81** 22cl 8oz  
H: 6cm  
Dia: 10cm  
CTN QTY 24 ☼



**COUPE TEA SAUCER**  
**APR ACS61** 15.3cm 6"  
CTN QTY 24 ☼  
(Fits APR AT161 APR AT121 APR ATC81)



**ESPRESSO CUP**  
**APR C3 1** 8.5cl 3oz  
H: 4.3cm  
Dia: 7cm  
CTN QTY 6 ☼



**COUPE ESPRESSO SAUCER**  
**APR CS5 1** 12.5cm 5"  
CTN QTY 12 ☼  
(Fits APR C3 1)



**TEAPOT**  
**APR TE161** 42cl 15oz  
H: 9.8cm  
CTN QTY 6  
**REPLACEMENT LID**  
**APR AL161**  
CTN QTY 6



**COFFEE POT**  
**APR CP211** 59cl 21oz  
H: 13.5cm  
CTN QTY 6  
**REPLACEMENT LID**  
**APR AL211**  
CTN QTY 6



**JUG**  
**APR JG101** 28cl 10oz  
H: 6.7cm  
CTN QTY 6



**JUG**  
**APR JUG51** 13.8cl 5oz  
H: 5.3cm  
CTN QTY 6



**UNHANDLED JUG**  
**APR JUG21** 7.1cl 2oz  
H: 3.5cm  
CTN QTY 6



**COVERED SUGAR BOWL**  
**APR CSB21** 20cl 7oz  
H: 8.5cm  
CTN QTY 6  
**REPLACEMENT LID**  
**APR CSB11**  
CTN QTY 6



# plate towers

Delectable Displays

Our Alchemy Plate Towers have been designed to provide the ultimate presentation for an array of shared dining experiences. Use for traditional Afternoon Tea, unique cheese board presentation or as a premium tapas centrepiece, these plate towers add interest to any tabletop.



**THREE TIER PLATE TOWER**  
**APRAFFT31** Top Plate: 16.2cm 6"  
Middle Plate: 21.7cm 8"  
Bottom Plate: 28cm 11"  
Height: 33cm 13"  
CTN QTY 2



**TWO TIER PLATE TOWER**  
**APRAFFT21** Top Plate: 21.7cm 8"  
Bottom Plate: 28cm 11"  
Height: 22cm 8½"  
CTN QTY 2



**LARGE RECTANGULAR PLATE TOWER**  
**APRBAPT21** Top Plate: 30 x 14.5cm 11¾" x 5½"  
Bottom Plate: 56 x 15.3cm 22" x 6"  
Height: 22cm 8½"  
CTN QTY 2



**SMALL RECTANGULAR PLATE TOWER**  
**APRBAPT61** Top Plate: 17 x 10cm 6¾" x 3¾"  
Bottom Plate: 30 x 14.5cm 11¾" x 5½"  
Height: 22cm 8½"  
CTN QTY 2

ALCHEMY® fine china

# signature tiles & wooden boards

Premium Creations

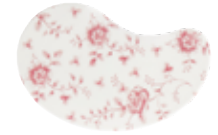
Create a signature style with our contemporary rectangular and organic tiles. Available in premium white and striking colour designs, perfect for canapes, starters, desserts and sharing plates.




**SIGNATURE TILE**  
**APR ATE 1** 26.5 x 17cm  
10 1/4" x 6 5/8"  
CTN QTY 4



**GREY MARBLE TILE**  
**MGY ATE 1** 26.5 x 17cm  
10 1/4" x 6 5/8"  
CTN QTY 4



**CRANBERRY ROSE CHINTZ TILE**  
**RCC ATE 1** 26.5 x 17cm  
10 1/4" x 6 5/8"  
CTN QTY 4



**RECTANGULAR TILE**  
**APR RST 1** 37.6 x 14cm  
14 3/4" x 5 1/2"  
CTN QTY 4  
(Fits Wooden Boards ZCAWWBDD1, ZCAWWGDD1 and ZCAWLWSB1)



**GREY MARBLE RECTANGULAR TILE**  
**MGY RST 1** 37.6 x 14cm  
14 3/4" x 5 1/2"  
CTN QTY 4  
(Fits Wooden Boards ZCAWWBDD1, ZCAWWGDD1 and ZCAWLWSB1)



**PRAGUE ROSE CHINTZ RECTANGULAR TILE**  
**RCP RST 1** 37.6 x 14cm  
14 3/4" x 5 1/2"  
CTN QTY 4  
(Fits Wooden Boards ZCAWWBDD1, ZCAWWGDD1 and ZCAWLWSB1)



**TOPAZ BLUE RECTANGULAR TILE**  
**RKTBRST 1** 37.6 x 14cm  
14 3/4" x 5 1/2"  
CTN QTY 4  
(Fits Wooden Boards ZCAWWBDD1, ZCAWWGDD1 and ZCAWLWSB1)



**QUARTZ BLACK RECTANGULAR TILE**  
**RKBQRST 1** 37.6 x 14cm  
14 3/4" x 5 1/2"  
CTN QTY 4  
(Fits Wooden Boards ZCAWWBDD1, ZCAWWGDD1 and ZCAWLWSB1)



**ACACIA WOOD LARGE SERVING BOARD**  
**ZCAWLWSB1** 41 x 16.5cm  
16 1/2" x 6 1/2"  
CTN QTY 4  
(Compatible with: APR RST 1, MGY RST 1, RCP RST 1, RKTBRST 1 and RKBQRST 1)



**LARGE WOODEN DELI BOARD**  
**ZCAWWBDD1** 40 x 16.5cm  
15 3/4" x 6 1/2"  
CTN QTY 4  
(Compatible with: APR RST 1, MGY RST 1, RCP RST 1, RKTBRST 1 and RKBQRST 1)



**LARGE GRAPHITE WOODEN DELI BOARD**  
**ZCAWWGDD1** 40 x 16.5cm  
15 3/4" x 6 1/2"  
CTN QTY 4  
(Compatible with: APR RST 1, MGY RST 1, RCP RST 1, RKTBRST 1 and RKBQRST 1)

- Under glaze print finish meaning long-lasting results.



# jardin

Timeless Appeal

**MADE TO ORDER**

UP TO 8 WEEKS LEAD TIME

A pure white canvas graced by a subtly embossed border. Jardin is a classic design with a timeless appeal that brings sophistication to the dining experience. Perfect for a fine dining restaurant environment.



PLATE  
**GF APREEP111** 30cm 11¼"  
 CTN QTY 12 ☼  
**GF APREEP581** 26.8cm 10½"  
 CTN QTY 12 ☼



PLATE  
**GF APREEP101** 25.4cm 10"  
 CTN QTY 12 ☼



PLATE  
**GF APREEP9 1** 23cm 9"  
 CTN QTY 12 ☼  
**GF APREEP8 1** 20.3cm 8"  
 CTN QTY 12 ☼



PLATE  
**GF APREEP651** 16.2cm 6½"  
 CTN QTY 12 ☼



RIMMED SOUP BOWL  
**GF APREEB9 1** 23cm 9"  
 49.5cl 17oz  
 CTN QTY 12 ☼



ROUND BOWL  
**GF APREEB6 1** 16.2cm 6½"  
 22cl 8oz  
 CTN QTY 12 ☼



CONSOUMÉ BOWL  
 UNHANDLED  
**GF APREEUCB1** 28.4cl 10oz  
 H: 5.5cm  
 Dia: 10cm  
 CTN QTY 24 ☼




CONSOUMÉ  
 STAND / SAUCER  
**GF APREES6 1** 15.3cm 6"  
 CTN QTY 24 ☼



STACKING TEACUP  
**GF APREESC71** 20.6cl 7oz  
 H: 6.6cm  
 Dia: 8cm  
 CTN QTY 24 ☼



ELEGANT CUP  
**GF APREESC71** 20.6cl 7oz  
 H: 6.5cm  
 Dia: 8.5cm  
 CTN QTY 24 ☼



COUPE TEA/  
 COFFEE SAUCER  
**GF APREESC61** 15.3cm 6"  
 CTN QTY 24 ☼  
 (Fits APREESC71, APREESC71)



TEA SAUCER  
**GF APREES61** 15.3cm 6"  
 CTN QTY 24 ☼  
 (Fits APREESC71, APREESC71)



**MADE TO ORDER**

UP TO 3 WEEKS LEAD TIME

# bands

Understated Elegance

Understated elegance is the charm of Mono, with a minimalist black line making a striking contrast to the white body of Alchemy fine china, creating a modern and contemporary feel. Gold and Platinum lines are available to order across the whole Alchemy range, adding an extra dash of luxury and style.



mono  
(AMO)



gold  
(AGB)



platinum  
(APB)



SERVICE PLATE  
AS131 33cm 13"  
CTN QTY 6



PLATE  
CF AP131 33cm 13"  
CTN QTY 6



PLATE  
CF AP111 30cm 11½"  
CTN QTY 12



PLATE  
CF AP581 26.8cm 10½"  
CTN QTY 12



PLATE  
CF AP101 25.4cm 10"  
CTN QTY 12



PLATE  
CF AP91 23cm 9"  
CTN QTY 12



PLATE  
CF AP81 20.3cm 8"  
CTN QTY 12



PLATE  
CF AP651 16.2cm 6½"  
CTN QTY 12



RIMMED OVAL DISH  
CF AO131 33cm 13"  
CTN QTY 6



RIMMED OVAL DISH  
CF AO111 28cm 11"  
CTN QTY 6



RIMMED OVAL DISH  
CF AO81 20.3cm 8"  
CTN QTY 12



ROUND PASTA BOWL  
CF ARP81 30.5cm 12"  
79.7cl 28oz  
CTN QTY 12



RIMMED SOUP BOWL  
CF AB91 24.5cm 9½"  
49.5cl 17oz  
CTN QTY 12



ROUND BOWL  
CF AB71 19.5cm 7¾"  
34cl 12oz  
CTN QTY 12



ROUND BOWL  
CF AB61 16.2cm 6½"  
22cl 8oz  
CTN QTY 12

■ Available in Black Band (AMO)  
■ Available in Gold Band (AGB)  
■ Available in Platinum Band (APB)

Alchemy Platinum & Gold bands are not recommended for dishwasher and microwave use.



★ Covered by Churchill 5 Year Edge Chip Warranty

CF Items with a fully glazed foot

# bands



CONSOMMÉ BOWL  
UNHANDLED

**AUC81** 28.4cl 10oz  
H: 5.5cm  
Dia: 10cm

CTN QTY 24  
■ ■



CONSOMMÉ BOWL  
HANDLED

**AHC81** 28.4cl 10oz  
H: 5.5cm  
Dia: 10cm

CTN QTY 24  
■ ■



CONSOMMÉ  
STAND/SAUCER

**GF AS6 1** 15.3cm 6"  
CTN QTY 24  
■ ■ ■



STACKING COFFEE CUP

**ASC61** 17cl 6oz  
H: 6cm  
Dia: 7.5cm

CTN QTY 24  
■ ■



STACKING TEACUP

**ASC71** 20.6cl 7oz  
H: 6.6cm  
Dia: 8cm

CTN QTY 24  
■ ■ ■



ELEGANT CUP

**AEC71** 20.6cl 7oz  
H: 6.5cm  
Dia: 8.5cm

CTN QTY 24  
■ ■ ■



TEA/COFFEE CUP

**ATC81** 22cl 8oz  
H: 6cm  
Dia: 10cm

CTN QTY 24  
■ ■



CAPPUCCINO CUP

**ACC 1** 34cl 12oz  
H: 6.5cm  
Dia: 11cm

CTN QTY 24  
■ ■



CAPPUCCINO CUP

**ACC81** 22cl 8oz  
H: 6cm  
Dia: 10cm

CTN QTY 24  
■ ■



TEA SAUCER

**GF AS6 1** 15.3cm 6"  
CTN QTY 24  
■ ■ ■

(Fits ASC61, ASC71, AEC71,  
ATC81, ACC1, ACC81)



COUPE TEA/  
COFFEE SAUCER

**GF ACS61** 15.3cm 6"  
CTN QTY 24  
■ ■ ■

(Fits ASC61, ASC71, AEC71,  
ATC81, ACC1, ACC81)



STACKING COFFEE CUP

**ASC31** 8.5cl 3oz  
H: 5cm  
Dia: 6cm

CTN QTY 24  
■ ■



ESPRESSO CUP

**AEC31** 8.5cl 3oz  
H: 5.5cm  
Dia: 6.5cm

CTN QTY 24  
■ ■ ■



COFFEE SAUCER

**GF AS5 1** 12.8cm 5"  
CTN QTY 24  
■ ■ ■

(Fits ASC31, AEC31)



STACKING MUG

**AM101** 28.4cl 10oz  
H: 9cm  
Dia: 8cm

CTN QTY 24  
■ ■



MUG

**AM 1** 28cl 10oz  
H: 10.5cm  
Dia: 8cm

CTN QTY 24  
■ ■



MUG

**AM9 1** 25.6cl 9oz  
H: 10cm  
Dia: 7.5cm

CTN QTY 24  
■ ■



TEAPOT

**AT361** 1ltr 36oz  
H: 13cm

CTN QTY 6  
■ ■

**AT251** 71cl 25oz  
H: 10.5cm

CTN QTY 6  
■ ■



TEAPOT

**AT151** 42.6cl 15oz  
H: 9cm

CTN QTY 6  
■ ■ ■



COFFEE POT

**AC361** 1ltr 36oz  
H: 17cm

CTN QTY 6  
■ ■



COFFEE POT

**AC181** 51.1cl 18oz  
H: 11cm

CTN QTY 6  
■ ■ ■



JUG

**AJ101** 28cl 10oz  
H: 9cm

CTN QTY 6  
■ ■



JUG

**AJ5 1** 13.8cl 5oz  
H: 6.5cm

CTN QTY 6  
■ ■ ■



COVERED SUGAR BOWL

**ACS81** 22cl 8oz  
H: 7.5cm  
Dia: 10.5cm

CTN QTY 6  
■ ■



OPEN SUGAR BOWL

**AOS81** 22cl 8oz  
H: 6.5cm  
Dia: 8.5cm

CTN QTY 6  
■ ■ ■



SUGAR SACHET HOLDER

**ASSH1** 11.3x7.3cm 5" x 3"  
CTN QTY 6  
■ ■



SAUCE BOAT

**AB121** 34cl 12oz  
H: 8.5cm  
Dia: 18cm

CTN QTY 6  
■ ■



MINI SAUCE BOAT

**AB5 1** 14.2cl 5oz  
H: 6cm  
Dia: 13.5cm

CTN QTY 6  
■ ■



BALANCE BUTTER PAD/  
TEA SAUCER

**GF ABP 1** 10.2cm 4"  
CTN QTY 12  
■ ■



SALT

**AS 1** 6cm 2 1/4"  
CTN QTY 6  
■ ■

PEPPER

**AP 1** 6cm 2 1/4"  
CTN QTY 6  
■ ■



BUD VASE

**ABV 1** 12.5cm 4 7/8"  
CTN QTY 6  
■ ■

■ Available in Black Band (AMO)  
■ Available in Gold Band (AGB)  
■ Available in Platinum Band (APB)

Alchemy Platinum & Gold bands are not recommended for dishwasher and microwave use



★ Covered by Churchill 5 Year Edge Chip Warranty

**GF** Items with a fully glazed foot



# buffet ceramic servingware

Deli Style


The Alchemy Buffet collection is a creative evolution of shapes, capturing the stunning profiles of Energy, Balance and Moonstone. Combine with our innovative melamine and wood buffet items to add impact to deli style food presentation.




## ceramic buffet trays



RECTANGULAR CERAMIC  
BUFFET TRAY  
**APRBART1** 30 x 14.5cm  
11 3/4" x 5 3/4"  
CTN QTY 6




RECTANGULAR CERAMIC  
BUFFET TRAY  
**APRBART21** 56 x 15.3cm  
22" x 6"  
CTN QTY 4



RECTANGULAR CERAMIC  
BUFFET TRAY  
**APRBART31** 53 x 32.5cm  
20 7/8" x 12 3/4"  
CTN QTY 2



RECTANGULAR CERAMIC  
BUFFET TRAY  
**APRBART41** 46 x 10cm  
18" x 3 7/8"  
CTN QTY 4



RECTANGULAR CERAMIC  
BUFFET TRAY  
**APRBART51** 58 x 20cm  
22 7/8" x 7 7/8"  
CTN QTY 4



RECTANGULAR CERAMIC  
BUFFET TRAY  
**APRBART61** 17 x 10cm  
6 3/4" x 3 3/4"  
CTN QTY 6



SQUARE CERAMIC  
BUFFET TRAY  
**APRBAST1** 30.3 x 30.3cm  
11 7/8" x 11 7/8"  
CTN QTY 4

## ceramic hints buffet trays



HINTS BARLEY WHITE  
RECTANGULAR BUFFET TRAY  
**SHWHART1** 30 x 14.5cm  
11 3/4" x 5 3/4"  
CTN QTY 6



HINTS BARLEY WHITE  
SQUARE BUFFET TRAY  
**SHWHAST1** 30.3 x 30.3cm  
11 7/8" x 11 7/8"  
CTN QTY 4



HINTS INDIGO BLUE  
RECTANGULAR BUFFET TRAY  
**SHBIART1** 30 x 14.5cm  
11 3/4" x 5 3/4"  
CTN QTY 6



HINTS INDIGO BLUE  
SQUARE BUFFET TRAY  
**SHBIAST1** 30.3 x 30.3cm  
11 7/8" x 11 7/8"  
CTN QTY 4

## balance ceramic buffet bowls



HINTS BARLEY WHITE  
LARGE COUPE BOWL  
**SHWHAC141** 38.5 x 8.8cm  
15 1/4" x 3 1/2"  
500cl 175oz  
CTN QTY 4



HINTS INDIGO BLUE  
LARGE COUPE BOWL  
**SHBIAC141** 38.5 x 8.8cm  
15 1/4" x 3 1/2"  
500cl 175oz  
CTN QTY 4



BALANCE LARGE  
COUPE BOWL  
**APRBAC141** 38.5 x 8.8cm  
15 1/4" x 3 1/2"  
500cl 175oz  
CTN QTY 4

# buffet ceramic servingware



SQUARE PLATE  
CF **APR ASDP1** 28cm 11"  
CTN QTY 6



SQUARE PLATE  
CF **APR ASP91** 23.3cm 9"  
CTN QTY 6



SQUARE PLATE  
CF **APR ASSP1** 17.7cm 7"  
CTN QTY 6



SQUARE PLATE  
CF **APR ASP51** 13.2cm 5¼"  
CTN QTY 12



SQUARE BUFFET BOWL  
CF **APR ASHB1** 26.5cm 10½"  
119cl 42oz  
CTN QTY 4



SQUARE PASTA BOWL  
CF **APR ASPB1** 25.4cm 10"  
71cl 25oz  
CTN QTY 6



SQUARE BOWL  
CF **APR ASLB1** 20.3cm 8"  
56.8cl 20oz  
CTN QTY 6



SQUARE BOWL  
CF **APR ASSB1** 14.2cm 5½"  
28.4cl 10oz  
CTN QTY 6



SQUARE BOWL  
CF **APR ASTB1** 10.2cm 4"  
6cl 2oz  
CTN QTY 12



RECTANGLE PLATE  
CF **APR AE131** 33 x 23cm  
13" x 9"  
CTN QTY 6



COUPE PLATE  
CF **APRBAC121** 30.5cm 12"  
CTN QTY 6



COUPE PLATE  
CF **APRBAC581** 26.8cm 10½"  
CTN QTY 6



COUPE PLATE  
CF **APRBAC91** 23cm 9"  
CTN QTY 6



COUPE PLATE  
CF **APRBAC61** 16.5cm 6½"  
CTN QTY 6



COUPE BOWL  
**APRBAC141** 38.5 x 8.8cm  
15¼" x 3½"  
500cl 175oz  
CTN QTY 4



COUPE BOWL  
CF **APRBAC101** 26.5cm 10½"  
CTN QTY 6



COUPE BOWL  
CF **APRBAC81** 20.3cm 8"  
CTN QTY 6



OVAL PLATE  
CF **APRSM131** 26.5 x 35.5cm  
10½" x 13¾"  
CTN QTY 6



OVAL PLATE  
CF **APRSM111** 21.5 x 28.8cm  
8½" x 11¼"  
CTN QTY 6



OVAL PLATE  
CF **APRSM81** 16.7 x 22.5cm  
6½" x 8¾"  
CTN QTY 12



OVAL PLATE  
CF **APRSM71** 14.5 x 19cm  
5¾" x 7½"  
CTN QTY 12



BOWL  
**APRSM401** 24.6 x 18.2cm  
9¾" x 6¾"  
112.4cl 40oz  
CTN QTY 6



BOWL  
**APRSM301** 20.3 x 15.7cm  
7¾" x 6¼"  
85.2cl 30oz  
CTN QTY 6



BOWL  
**APRSM201** 17.7 x 13.2cm  
7" x 5¼"  
56.8cl 20oz  
CTN QTY 12



# buffet ceramic servingware



**BOWL**  
**APRSMB101** 10.5 x 14.3cm  
 5 1/2" x 4 1/4"  
 28.4cl 10oz  
 CTN QTY 12



**TEAR DISH**  
**APRBATD11** 29.3cm 11 1/2"  
 65.3cl 23oz  
 CTN QTY 6



**TEAR DISH**  
**APRBATD91** 23.6cm 9 1/2"  
 34cl 12oz  
 CTN QTY 6



**TEAR DISH**  
**APRBATD61** 16cm 6 1/4"  
 14.2cl 5oz  
 CTN QTY 12



**RICE BOWL**  
**APRBAR161** 44cl 16oz  
 H: 7.5cm  
 Dia: 14cm  
 CTN QTY 12



**RICE BOWL**  
**APRBAR91** 25.6cl 9oz  
 H: 6.5cm  
 Dia: 11cm  
 CTN QTY 24



**RICE BOWL**  
**APRBAR41** 12.5cl 4oz  
 H: 5cm  
 Dia: 9cm  
 CTN QTY 24



**FOOTED SOUP BOWL**  
**APRBAFSB1** 34cl 12oz  
 H: 10.5cm  
 Dia: 15cm  
 CTN QTY 6



**BUFFET BOAT DISH**  
**APRBAB191** 51.8cm 20 3/4"  
 128cl 45oz  
 CTN QTY 4



**BUFFET BOAT DISH**  
**APRBAB141** 39.2cm 15 1/2"  
 71cl 25oz  
 CTN QTY 6



**BUFFET BOAT DISH**  
**APRBAB111** 29cm 11 1/2"  
 25.5cl 9oz  
 CTN QTY 6




**OVAL BUFFET TRAY**  
**APRSMBTL1** 58 x 20 x 3cm  
 22 1/2" x 7 1/2" x 1 1/4"  
 CTN QTY 4



**OVAL BUFFET TRAY**  
**APRSMBTM1** 58 x 15 x 3cm  
 22 1/2" x 5" x 1 1/4"  
 CTN QTY 4



**OVAL BUFFET TRAY**  
**APRSMBTS1** 58 x 10 x 3cm  
 22 1/2" x 3 3/4" x 1 1/4"  
 CTN QTY 4



Complete buffet offering available on page 295.



ALCHEMY® fine china

# counterwave

Innovate the Counter Top

Alchemy Counterwave with its flowing curves is an innovative concept in hot and cold serving ware that enhances all types of counter food display. Designed specifically to sit within gastronorm chilled counters or used free form on hot decks, these beautifully crafted pieces propel food counter display to a new dimension.



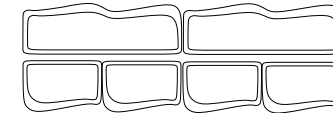
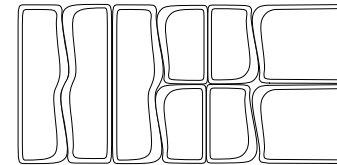
2/4 DEEP SERVING DISH  
**APRGGW241** 50 x 16cm  
19 3/4" x 6 1/4"  
3.5 ltrs 123oz  
CTN QTY 2



1/2 DEEP SERVING DISH  
**APRGGW121** 23 x 31cm  
9" x 12 1/2"  
4 ltrs 140oz  
CTN QTY 2



1/4 DEEP SERVING DISH  
**APRGGW141** 23 x 16cm  
9" x 6 1/4"  
1.5 ltrs 53oz  
CTN QTY 4



ALCHEMY® fine china

# cook & serve

Striking & Contemporary

Designed by Sebastian Conran

Designed by leading British designer Sebastian Conran, the clean, simple lines and shapes of Alchemy Cook & Serve represent a striking and contemporary alternative to traditional cookware. Designed to bring state-of-the-art style to any kitchen or restaurant environment, with ramekins, oval and round dishes offering great flexibility of use.



N°7 OVAL DISH  
GF **APRCAO101** 25.8cm 10"  
42.6cl 15oz  
CTN QTY 6



N°6 OVAL DISH  
**APRCAOD81** 19.5cm 7½"  
28.4cl 10oz  
CTN QTY 12



N°5 OVAL DISH  
**APRCAOD61** 16.2cm 6½"  
20.6cl 7oz  
CTN QTY 12



N°9 ROUND DISH  
**APRCARD71** 17cm 6¾"  
41.2cl 15oz  
CTN QTY 12



N°8 ROUND DISH  
**APRCARD61** 14.5cm 5¾"  
28.4cl 10oz  
CTN QTY 12



N°3 RAMEKIN  
**APRCAR6 1** 17cl 6oz  
H: 4.5cm  
Dia: 8cm  
CTN QTY 24



N°2 RAMEKIN  
**APRCAR4 1** 12.5cl 4oz  
H: 4cm  
Dia: 7.5cm  
CTN QTY 24



N°1 RAMEKIN  
**APRCAR2 1** 5.5cl 2oz  
H: 3.4cm  
Dia: 6.5cm  
CTN QTY 24

GF Items with a fully glazed foot





# ENGINEERED FOR PERFORMANCE



## CHURCHILL® super vitrified

### PROFESSIONAL TABLEWARE THAT WORKS AS HARD AS YOU DO... GUARANTEED

The Churchill Super Vitrified body is one of the strongest in the world, delivering presentation that lasts. A comprehensive collection of ranges from classic to contemporary, whiteware to coloured glazes. A variety of shapes and sizes to provide your tabletop solution. The Churchill Super Vitrified collection offers solutions for chefs that work in fast moving, professionally disciplined back of house environments.

### VAJILLA EXTRAORDINARIA QUE TRABAJA TAN DURO COMO USTED...GARANTIZADO

El cuerpo cerámico de Churchill Super Vitrified es uno de los más fuertes del mundo, entregando una presentación que dura. Una amplia colección de diseños desde clásicos hasta contemporáneos. La colección Churchill Super Vitrified ofrece una solución resistente para aquellos Chefs que trabajan en ambientes profesionales de gran concurrencia y demanda.

### STOVIGLIE FORMIDABILI CHE LAVORANO DURAMENTE COME VOI...GARANTITO

Der Churchill Super Vitrified Body ist einer der stärksten Scherben der Welt und bietet allerhöchste Beständigkeit. Die umfangreiche Kollektion reicht von klassisch bis zeitgenössisch, von Weißware bis zu farbigen Glasuren. Eine Vielzahl von Formen und Größen für Ihre Tabletop-Lösung. Die Churchill Super Vitrified-Kollektionen eignen für Gastronomiebetriebe in denen ein intensives Arbeitsaufkommen, zuverlässiges und robustes Geschirr erfordert.

### STRAORDINARIE STOVIGLIE CHE LAVORANO SODO TANTO QUANTO TE...GARANTITO

Il corpo ceramico Super Vetrified della Churchill è uno dei più forti al mondo e ci dà un prodotto la cui resa dura nel tempo. Un'ampia collezione: dal classico al contemporaneo. La Collezione Super Vetrified di Churchill offre soluzioni per chef che devono lavorare velocemente e con grande professionalità.

### LA VAISSELLE SUPÉRIEUR QUI TRAVAILLEAUSSI DUR QUE VOUS...GARANTI

Le corps du ceramique super vitrifié est un des corps plus compétents dans le monde, qui donne la présentation dure. Churchill Super vitrifié est une gamme étendue du style classic et contemporain aussi. Les cuisiniers qui travaillent dans l'environnement très animé peuvent trouver les solutions parfaites dans la gamme de Churchill Super vitrifié.



MICROWAVE  
SAFE



DISHWASHER  
SAFE



FULLY  
GLAZED BASE



STACKABLE



DURABLE  
AND VITRIFIED



QUALITY &  
CONFORMANCE



SUPERIOR  
GLAZE FINISH



BRITISH STANDARD  
EUROPEAN APPROVED  
VITRIFIED HOTELWARE



BRITISH STANDARD  
EUROPEAN APPROVED  
HOSPITALITY CERAMIC TABLEWARE  
INTENDED CONTACT WITH FOOD



BRITISH STANDARD  
MECHANICAL DISHWASHER  
RESISTANCE



# Stonecast®

Each piece is unique...

Stonecast is a collection of hand decorated products, designed in different styles to suit all manner of hospitality environments. Inspired by the changing seasons, the original Stonecast is available in twelve stunning colours. Stonecast Patina is inspired by tones and surface texture created naturally over time on organic materials. A simple touch of rustic colour comes from Stonecast Hints with its fine speckle and stippled edge band. Two colour Stonecast Aqueous is inspired by the fluidity of water and emulates a liquid pooling effect. While Stonecast Plume interprets the fluidity of painting mediums. All Stonecast designs are hand finished, making every piece unique.

Stonecast es una colección de productos decorados a mano de Churchill, diseñados en diferentes estilos para adaptarse a todo tipo de entornos hosteleros. Inspirado por los cambios en las estaciones y los ingredientes frescos, el diseño original de Stonecast está disponible en diez colores llamativos. Stonecast Patina emula los tonos y la textura de la superficie que se crean naturalmente con el tiempo en materiales como el metal, la piedra, el cuero y la madera. Un toque simple de color rústico proviene de Stonecast Hints con su fino diseño de motas y una banda en el borde de cada pieza. Stonecast Aqueous de dos tonos está inspirado en la fluidez del agua y emula un efecto de acumulación de líquido. Mientras que Stonecast Plume interpreta la fluidez de los medios pictóricos. Todos los diseños de Stonecast están terminados a mano, lo que hace que cada pieza sea única.

Stonecast ist eine aufregende Kollektion von handdekorierten Produkten von Churchill, die in verschiedenen Stilen entworfen wurden, um allen möglichen gastronomischen Umgebungen gerecht zu werden. Inspiriert von den wechselnden Jahreszeiten und frischen Zutaten, ist das originale Stonecast-Design in 10 atemberaubenden Farben erhältlich. Stonecast Patina ahmt die Töne und Oberflächenstrukturen, die im Laufe der Zeit auf natürliche Weise auf Materialien wie Metall, Stein, Leder und Holz entstehen, nach. Ein einfacher Hauch von rustikaler Farbe kommt von Stonecast Hints mit seinem feinen Flecken und dem gepunkteten Kantenband. Zweifarbig Stonecast Aqueous ist inspiriert von der Flüssigkeit des Wassers und ahmt einen Flüssigkeitsbündelungseffekt nach. Stonecast Plume interpretiert die Fließfähigkeit von Malmitteln. Alle Stonecast-Designs werden von Hand gefertigt, was jedes Stück zu einem Unikat macht.

Stonecast è una esaltante collezione di articoli decorati a mano di Churchill, progettati in stili diversi per adattarsi a qualsiasi ambiente della ristorazione. Ispirato al cambio delle stagioni e agli ingredienti freschi, il design originale di Stonecast è disponibile in 10 fantastici colori. Stonecast Patina rappresenta i toni e le trame superficiali che si formano naturalmente nel tempo su materiali come metallo, pietra, pelle e legno. Un semplice tocco di colore rustico arriva dallo Stonecast Hints con le sue macchie ed il bordo punteggiato. Stonecast Aqueous bicolore si ispira alla fluidità dell'acqua e sembra una miscela di liquidi. Mentre Stonecast Plume interpreta la fluidità dei sistemi di pittura. Tutti i decori Stonecast sono rifiniti a mano, facendo diventare ogni pezzo unico.

Stonecast est une collection unique par Churchill de produits décorés à la main, dans différents styles qui s'adaptent à tout type d'établissement Horeca. Inspirée par les saisons et les produits frais, la collection originale Stonecast est disponible en 10 couleurs. Stonecast Patina est inspirée par les tonalités et les textures polies naturellement au fil des temps, en forme de matériaux organiques tels que le métal, la pierre, le cuir et le bois. Stonecast hints a une simple touche de couleur rustique avec son bord décoré. Aqueous avec ses 2 couleurs est inspiré par la fluidité de l'eau et donne l'impression d'un liquide que l'on verse. Alors que Stonecast Plume interprète la fluidité artistique de la peinture, tous les décors de la gamme Stonecast sont réalisés à la main, ce qui rend chaque pièce unique.

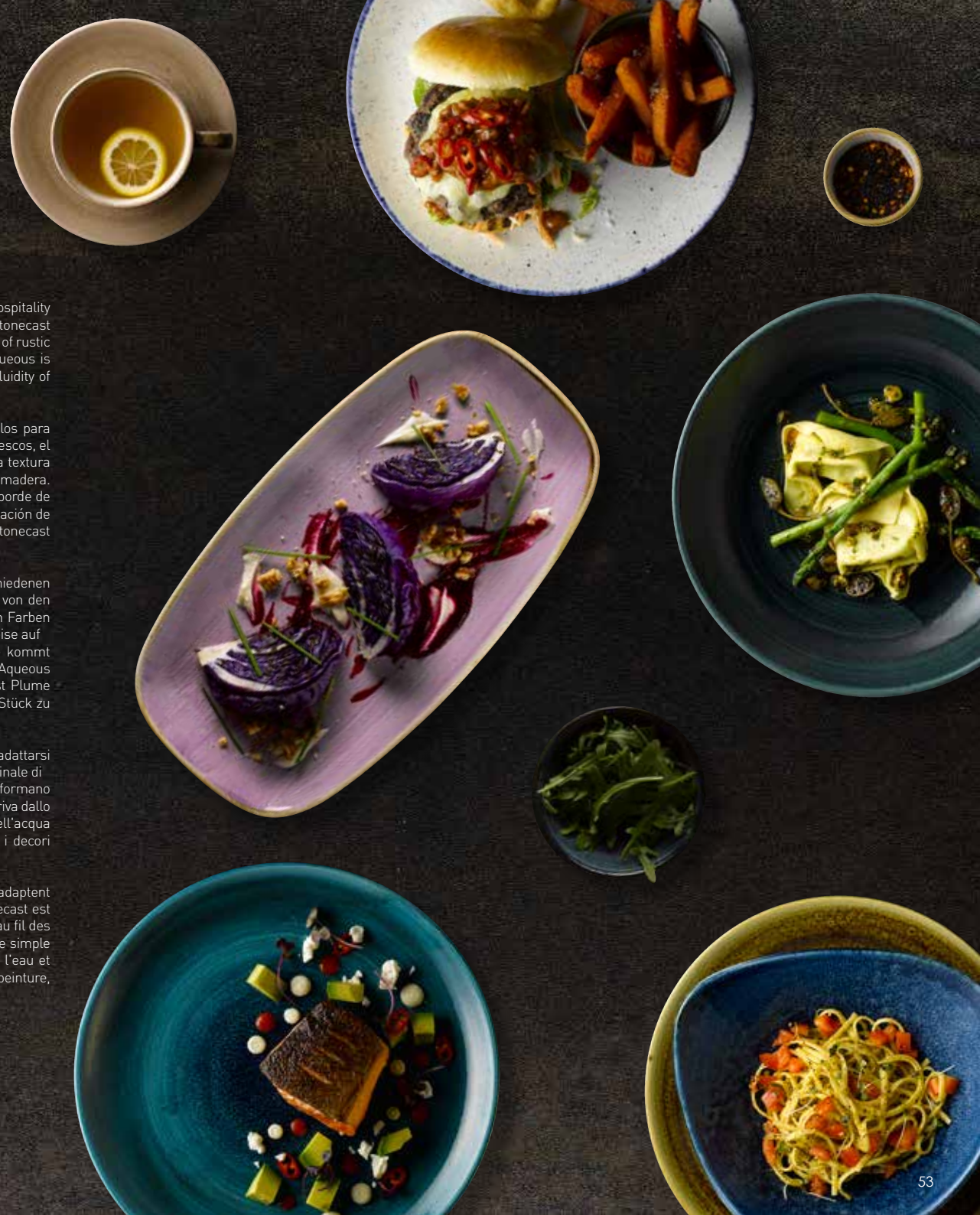
#stonecast #stonecasthints #stonecastpatina #stonecastaqueous #stonecastplume



HAND DECORATED



EACH PIECE IS UNIQUE





CHURCHILL® super vitrified

**NEW COLOUR**

# Stonecast®

Stonecast is a rustic tableware collection in colours inspired by the changing seasons and fresh ingredients, the design is hand decorated, making each piece unique.

Rustic charm revived

Lavender



COUPE PLATE  
SLASEV111 28.8cm 11¼"  
CTN QTY 12



COUPE PLATE  
SLASEV101 26cm 10¼"  
CTN QTY 12



COUPE PLATE  
SLASEVP81 21.7cm 8½"  
CTN QTY 12



COUPE PLATE  
SLASEVP61 16.5cm 6½"  
CTN QTY 12



COUPE BOWL  
SLASEVB91 24.8cm 9¾"  
113.6cl 40oz  
CTN QTY 12



TRIANGLE PLATE  
SLASTR9 1 22.9cm 9"  
CTN QTY 12



TRIANGLE BOWL  
SLASTRB91 23.5cm 9¼"  
60cl 21oz  
CTN QTY 12



TRIANGLE BOWL  
SLASTRB61 15.3cm 6"  
26cl 9oz  
CTN QTY 12



CHEFS' OBLONG PLATE No.4  
SLASXO141 35.5 x 18.9cm  
13¾" x 7½"  
CTN QTY 6



CHEFS' OBLONG PLATE No.3  
SLASXO111 29.8 x 15.3cm  
11¾" x 6"  
CTN QTY 12



Covered by Churchill 5 Year Edge Chip Warranty

# Stonecast®

Rustic charm revived

Petal Pink



COUPE PLATE  
SPPSEV111 28.8cm 11¼"  
CTN QTY 12



COUPE PLATE  
SPPSEV101 26cm 10¼"  
CTN QTY 12



COUPE PLATE  
SPPSEVP81 21.7cm 8½"  
CTN QTY 12



COUPE PLATE  
SPPSEVP61 16.5cm 6½"  
CTN QTY 12



COUPE BOWL  
SPPSEVB91 24.8cm 9¾"  
113.6cl 40oz  
CTN QTY 12



TRIANGLE PLATE  
SPPSTR9 1 22.9cm 9"  
CTN QTY 12



TRIANGLE BOWL  
SPPSTRB91 23.5cm 9¼"  
60cl 21oz  
CTN QTY 12



TRIANGLE BOWL  
SPPSTRB61 15.3cm 6"  
26cl 9oz  
CTN QTY 12



CHEFS' OBLONG PLATE No.4  
SPPSXO141 35.5 x 18.9cm  
13¾" x 7½"  
CTN QTY 6



CHEFS' OBLONG PLATE No.3  
SPPSXO111 29.8 x 15.3cm  
11½" x 6"  
CTN QTY 12





CHURCHILL® super vitrified

# Stonecast®

Rustic charm revived

Blueberry

**NEW ADDITIONS**



**NEW**



**COUPE PLATE**  
**SBBSEV111** 28.8cm 11 1/4"  
 CTN QTY 12  
**SBBSEV101** 26cm 10 1/4"  
 CTN QTY 12



**COUPE PLATE**  
**SBBSEVP81** 21.7cm 8 5/8"  
 CTN QTY 12  
**SBBSEVP61** 16.5cm 6 1/2"  
 CTN QTY 12



**COUPE BOWL**  
**SBBSPLC21** 31cm 12"  
 240cl 84.5oz  
 CTN QTY 6



**COUPE BOWL**  
**SBBSEVB91** 24.8cm 9 3/4"  
 113.6cl 40oz  
 CTN QTY 12  
**SBBSEVB71** 18.2cm 7 1/4"  
 42.6cl 15oz  
 CTN QTY 12

**NEW**



**CHEFS' WALLED PLATE**  
**SBBSWP261** 26cm 10 1/4"  
 H: 2cm  
 CTN QTY 6



**CHEFS' WALLED PLATE**  
**SBBSWP211** 21cm 8 1/4"  
 H: 2cm  
 CTN QTY 6



**TRIANGLE PLATE**  
**SBBSTR121** 31.1cm 12 1/4"  
 CTN QTY 6  
**SBBSTR101** 26.5cm 10 1/2"  
 CTN QTY 12  
**SBBSTR9 1** 22.9cm 9"  
 CTN QTY 12  
**SBBSTR7 1** 19.2cm 7 3/4"  
 CTN QTY 12



**TRIANGLE BOWL**  
**SBBSTRB91** 23.5cm 9 1/4"  
 60cl 21oz  
 CTN QTY 12  
**SBBSTRB71** 18.5cm 7 1/4"  
 37cl 13oz  
 CTN QTY 12  
**SBBSTRB61** 15.3cm 6"  
 26cl 9oz  
 CTN QTY 12



**TRIANGLE SHALLOW BOWL**  
**SBBSTB271** 27.2 x 26.7cm  
 10 3/4" x 10 1/2"  
 78cl 27oz  
 CTN QTY 12  
**SBBSTB231** 21 x 21cm  
 8 1/4" x 8 1/4"  
 41cl 14oz  
 CTN QTY 12



**CHEFS' TRIANGLE PLATE**  
**SBBSTC361** 35.6 x 25cm  
 14" x 9 3/4"  
 CTN QTY 6



**CHEFS' TRIANGLE PLATE**  
**SBBSTC351** 35.5 x 18.8cm  
 13 3/4" x 7 3/8"  
 CTN QTY 6  
**SBBSTC301** 30.4 x 20.5cm  
 12" x 8"  
 CTN QTY 6



**CHEFS' TRIANGLE PLATE**  
**SBBSTC261** 26.5 x 20.5cm  
 10 1/2" x 8"  
 CTN QTY 12



**CHEFS' OBLONG PLATTER No. 9**  
**SBBSXPT141** 34.4 x 23.4cm  
 13 1/2" x 9 1/4"  
 CTN QTY 6



**CHEFS' OBLONG PLATE No. 8**  
**SBBSOBL41** 30 x 19.9cm  
 12" x 7 7/8"  
 CTN QTY 6



**CHEFS' OBLONG PLATE No. 4**  
**SBBSXO141** 35.5 x 18.9cm  
 13 3/4" x 7 3/8"  
 CTN QTY 6



**CHEFS' OBLONG PLATE No. 3**  
**SBBSXO111** 29.8 x 15.3cm  
 11 3/4" x 6"  
 CTN QTY 12  
**CHEFS' OBLONG PLATE No. 2**  
**SBBSXO101** 26.9 x 12.7cm  
 10 1/2" x 5"  
 CTN QTY 12



Covered by Churchill 5 Year Edge Chip Warranty



CHURCHILL® super vitrified

# Stonecast®

Rustic charm revived

**NEW ADDITIONS**

Samphire Green



**NEW**



**COUPE PLATE**  
**SSGSEV111** 28.8cm 11¼"  
CTN QTY 12

**SSGSEV101** 26cm 10¼"  
CTN QTY 12



**COUPE PLATE**  
**SSGSEV61** 16.5cm 6½"  
CTN QTY 12



**COUPE BOWL**  
**SSGSPLC21** 31cm 12"  
240cl 84.5oz  
CTN QTY 6



**COUPE BOWL**  
**SSGSEVB71** 24.8cm 9¾"  
113.6cl 40oz  
CTN QTY 12

**SSGSEVB71** 18.2cm 7¼"  
42.6cl 15oz  
CTN QTY 12

**NEW**



**CHEFS' WALLED PLATE**  
**SSGSWP261** 26cm 10¼"  
H: 2cm  
CTN QTY 6



**CHEFS' WALLED PLATE**  
**SSGSWP211** 21cm 8¼"  
H: 2cm  
CTN QTY 6




**TRIANGLE PLATE**  
**SSGSTR121** 31.1cm 12¼"  
CTN QTY 6

**SSGSTR101** 26.5cm 10½"  
CTN QTY 12



**TRIANGLE PLATE**  
**SSGSTR91** 22.9cm 9"  
CTN QTY 12

**SSGSTR71** 19.2cm 7½"  
CTN QTY 12



**TRIANGLE BOWL**  
**SSGSTRB91** 23.5cm 9¼"  
60cl 21oz  
CTN QTY 12

**SSGSTRB71** 18.5cm 7¼"  
37cl 13oz  
CTN QTY 12



**TRIANGLE BOWL**  
**SSGSTRB61** 15.3cm 6"  
26cl 9oz  
CTN QTY 12



**CHEFS' TRIANGLE PLATE**  
**SSGSTC351** 35.5 x 18.8cm  
13¾" x 7½"  
CTN QTY 6

**SSGSTC301** 30.4 x 20.5cm  
12" x 8"  
CTN QTY 6



**CHEFS' TRIANGLE PLATE**  
**SSGSTC261** 26.5 x 20.5cm  
10½" x 8"  
CTN QTY 12



**CHEFS' OBLONG PLATTER No. 9**  
**SSGXP141** 34.4 x 23.4cm  
13½" x 9¼"  
CTN QTY 6



**CHEFS' OBLONG PLATE No. 4**  
**SSGSXO141** 35.5 x 18.9cm  
13¾" x 7½"  
CTN QTY 6



**CHEFS' OBLONG PLATE No. 2**  
**SSGSXO101** 26.9 x 12.7cm  
10½" x 5"  
CTN QTY 12



**CHEFS' GEO PLATE**  
**SSSGE351** 35 x 18.5cm  
13¾" x 7¼"  
CTN QTY 6

**SSSGE301** 30 x 15.5cm  
11¾" x 6¼"  
CTN QTY 12



**CHEFS' OBLONG PLATE No. 8**  
**SSGSOBL41** 30 x 19.9cm  
12" x 7¾"  
CTN QTY 6



**CHEFS' OBLONG PLATE No. 3**  
**SSGSXO111** 29.8 x 15.3cm  
11¾" x 6"  
CTN QTY 12



Covered by Churchill 5 Year Edge Chip Warranty

CHURCHILL® super vitrified

# Stonecast®

Rustic charm revived

Nutmeg Cream



**COUPE PLATE**  
**SNMSEV121** 32.4cm 12¾"  
 CTN QTY 6  
**SNMSEV111** 28.8cm 11¼"  
 CTN QTY 12



**COUPE PLATE**  
**SNMSEV101** 26cm 10¼"  
 CTN QTY 12  
**SNMSEVP81** 21.7cm 8½"  
 CTN QTY 12  
**SNMSEVP61** 16.5cm 6½"  
 CTN QTY 12



**LARGE COUPE BOWL**  
**SNMSPLC21** 31cm 12"  
 240cl 84.5oz  
 CTN QTY 6



**COUPE BOWL**  
**SNMSEVB91** 24.8cm 9¾"  
 113.6cl 40oz  
 CTN QTY 12



**COUPE BOWL**  
**SNMSEVB71** 18.2cm 7¼"  
 42.6cl 15oz  
 CTN QTY 12



**ORGANIC ROUND PLATE**  
**SNMSOG111** 28.6cm 11¼"  
 CTN QTY 12  
**SNMSOG101** 26.4cm 10½"  
 CTN QTY 12



**ORGANIC ROUND PLATE**  
**SNMSOG8 1** 21cm 8¼"  
 CTN QTY 12  
**SNMSOG7 1** 18.6cm 7¼"  
 CTN QTY 12



**ORGANIC ROUND BOWL**  
**SNMSOGB11** 25.3cm 9¾"  
 110cl 38oz  
 CTN QTY 12



**TRIANGLE PLATE**  
**SNMSTR121** 31.1cm 12¼"  
 CTN QTY 6



**TRIANGLE PLATE**  
**SNMSTR101** 26.5cm 10½"  
 CTN QTY 12



**TRIANGLE PLATE**  
**SNMSTR9 1** 22.9cm 9"  
 CTN QTY 12  
**SNMSTR7 1** 19.2cm 7¾"  
 CTN QTY 12



**TRIANGLE BOWL**  
**SNMSTRB91** 23.5cm 9¼"  
 60cl 21oz  
 CTN QTY 12



**TRIANGLE BOWL**  
**SNMSTRB71** 18.5cm 7¼"  
 37cl 13oz  
 CTN QTY 12  
**SNMSTRB61** 15.3cm 6"  
 26cl 9oz  
 CTN QTY 12



**OBLONG PLATE**  
**SNMSOP141** 34.5 x 18.5cm  
 13½" x 7¼"  
 CTN QTY 6  
**SNMSOP111** 29.5 x 15cm  
 11¾" x 6"  
 CTN QTY 12



**DEEP SQUARE PLATE**  
**SNMSDS101** 26.8cm 10½"  
 CTN QTY 6



**OVAL COUPE PLATE**  
**SNMSOP7 1** 19.2 x 16cm  
 7¾" x 6¼"  
 CTN QTY 12



Covered by Churchill 5 Year Edge Chip Warranty



CHURCHILL® super vitrified

# Stonecast®

Rustic charm revived

Duck Egg Blue



COUPE PLATE  
**SDESEV121** 32.4cm 12¾"  
CTN QTY 6



COUPE PLATE  
**SDESEV111** 28.8cm 11¼"  
CTN QTY 12  
**SDESEV101** 26cm 10¼"  
CTN QTY 12



COUPE PLATE  
**SDESEVP81** 21.7cm 8½"  
CTN QTY 12



COUPE PLATE  
**SDESEVP61** 16.5cm 6½"  
CTN QTY 12



LARGE COUPE BOWL  
**SDESPLC21** 31cm 12"  
240cl 84.5oz  
CTN QTY 6



COUPE BOWL  
**SDESEVB91** 24.8cm 9¾"  
113.6cl 40oz  
CTN QTY 12



COUPE BOWL  
**SDESPD871** 18.2cm 7¼"  
42.6cl 15oz  
CTN QTY 12



DEEP COUPE PLATE  
**SDES PD271** 28.1cm 11"  
H: 3.7cm  
CTN QTY 12



DEEP COUPE PLATE  
**SDES PD251** 25.5cm 10"  
H: 3.5cm  
CTN QTY 12



DEEP COUPE PLATE  
**SDES PD221** 22.5cm 8¾"  
H: 2.7cm  
CTN QTY 12



ORGANIC ROUND PLATE  
**SDESOG111** 28.6cm 11¼"  
CTN QTY 12



ORGANIC ROUND PLATE  
**SDESOG101** 26.4cm 10½"  
CTN QTY 12



ORGANIC ROUND PLATE  
**SDESOG81** 21cm 8¼"  
CTN QTY 12



ORGANIC ROUND PLATE  
**SDESOG71** 18.6cm 7¼"  
CTN QTY 12



ORGANIC ROUND BOWL  
**SDESOGB11** 25.3cm 9¾"  
110cl 38oz  
CTN QTY 12



WIDE RIM BOWL  
**SDES VWB11** 28cm 11"  
46.8cl 16.5oz  
CTN QTY 12



Covered by Churchill 5 Year Edge Chip Warranty

# Stonecast<sup>®</sup>

Duck Egg Blue



**WIDE RIM BOWL**  
**SDESVM121** 24cm 9½"  
 28.4cl 10oz  
 CTN QTY 12



**TRIANGLE PLATE**  
**SDESTR121** 31.1cm 12¼"  
 CTN QTY 6



**TRIANGLE PLATE**  
**SDESTR101** 26.5cm 10½"  
 CTN QTY 12



**TRIANGLE PLATE**  
**SDESTR91** 22.9cm 9"  
 CTN QTY 12



**TRIANGLE PLATE**  
**SDESTR71** 19.2cm 7¾"  
 CTN QTY 12



**TRIANGLE BOWL**  
**SDESTRB91** 23.5cm 9¼"  
 60cl 21oz  
 CTN QTY 12



**TRIANGLE BOWL**  
**SDESTRB71** 18.5cm 7½"  
 37cl 13oz  
 CTN QTY 12  
**SDESTRB61** 15.3cm 6"  
 26cl 9oz  
 CTN QTY 12



**CHEFS' TRIANGLE PLATE**  
**SDESSC351** 35.5 x 18.8cm  
 13¾" x 7½"  
 CTN QTY 6



**CHEFS' TRIANGLE PLATE**  
**SDESSC301** 30.4 x 20.5cm  
 12" x 8"  
 CTN QTY 6



**CHEFS' TRIANGLE PLATE**  
**SDESSC261** 26.5 x 20.5cm  
 10½" x 8"  
 CTN QTY 12



**OBLONG PLATE**  
**SDESOP141** 34.5 x 18.5cm  
 13½" x 7¼"  
 CTN QTY 6  
**SDESOP111** 29.5 x 14cm  
 11¾" x 5½"  
 CTN QTY 12



**DEEP SQUARE PLATE**  
**SDESOS101** 26.8cm 10½"  
 CTN QTY 6



**OVAL PLATE**  
**SDESOP71** 19.2 x 16cm  
 7¾" x 6¼"  
 CTN QTY 12



**NOODLE BOWL**  
**SDESND81** 107.5cl 37.8oz  
 H: 7cm  
 Dia: 18.3cm  
 CTN QTY 6



**SOUP BOWL**  
**SDESRL61** 47cl 16oz  
 H: 6.3cm  
 Dia: 13.2cm  
 CTN QTY 12



**SUGAR BOWL**  
**SDESSG1** 22.7cl 8oz  
 H: 6.2cm  
 Dia: 9.8cm  
 CTN QTY 12



**ZEST BOWL**  
**SDESZE121** 34cl 12oz  
 H: 6.5cm  
 Dia: 12.1cm  
 CTN QTY 12



**CAPPUCCINO CUP**  
**SDESB441** 50cl 17.5oz  
 H: 7cm  
 Dia: 11.5cm  
 CTN QTY 6



**CAPPUCCINO CUP**  
**SDESCB401** 46cl 16oz  
 H: 7cm  
 Dia: 11cm  
 CTN QTY 6



**CAPPUCCINO CUP**  
**SDESCB281** 34cl 12oz  
 H: 6.5cm  
 Dia: 11cm  
 CTN QTY 12



**CAPPUCCINO CUP**  
**SDESCB201** 22.7cl 8oz  
 H: 5.5cm  
 Dia: 9.5cm  
 CTN QTY 12



**SAUCER**  
**SDESSS1** 15.6cm 6¼"  
 CTN QTY 12  
 (Fits SDESCB441, SDESCB401,  
 SDESCB281 & SDESCB201)



**ESPRESSO CUP**  
**SDESCB91** 10cl 3.5oz  
 H: 5.5cm  
 Dia: 6.5cm  
 CTN QTY 12



**SAUCER**  
**SDESSS1** 11.8cm 4½"  
 CTN QTY 12  
 (Fits SDESCB91)



**MUG**  
**SDESVM121** 34cl 12oz  
 H: 11cm  
 Dia: 8cm  
 CTN QTY 12



**BEVERAGE POT**  
**SDESSB151** 42.6cl 15oz  
 H: 10.5cm  
 CTN QTY 4  
**REPLACEMENT LID**  
**SDESRL151**  
 CTN QTY 6



**JUG**  
**SDESSJ41** 11.4cl 4oz  
 H: 7cm  
 CTN QTY 4



**RIPPLE CHIP MUG**  
**SDESRPCM1** 28cl 10oz  
 H: 9.5cm 3¾"  
 Dia: 8.3cm 3¼"  
 CTN QTY 12



**RIPPLE DIP POT**  
**SDESRPD21** 5.7cl 2oz  
 H: 5cm 2"  
 Dia: 5.9cm 2⅝"  
 CTN QTY 12



**SAUCE DISH**  
**SDESSD31** 9cl 3oz  
 H: 4cm  
 Dia: 8cm  
 CTN QTY 12



**SALT**  
**SDESSSA1** 7cm 2½"  
 CTN QTY 12  
**PEPPER**  
**SDESSPE1** 7cm 2½"  
 CTN QTY 12



**BUD VASE**  
**SDESSBV1** 12.5cm 5"  
 CTN QTY 6





CHURCHILL® super vitrified

**NEW ADDITIONS**

Stonecast®

Rustic charm revived

Barley White



COUPE PLATE  
SWHSEV121 32.4cm 12 3/4"  
CTN QTY 6



COUPE PLATE  
SWHSEV111 28.8cm 11 1/4"  
CTN QTY 12  
SWHSEV101 26cm 10 1/4"  
CTN QTY 12



COUPE PLATE  
SWHSEVP81 21.7cm 8 5/8"  
CTN QTY 12  
SWHSEVP61 16.5cm 6 1/2"  
CTN QTY 12



LARGE COUPE BOWL  
SWHSPLC21 31cm 12"  
240cl 84.5oz  
CTN QTY 6

**NEW SHAPE**



COUPE BOWL  
SWHSEVB91 24.8cm 9 3/4"  
113.6cl 40oz  
CTN QTY 12  
SWHSEVB71 18.2cm 7 1/4"  
42.6cl 15oz  
CTN QTY 12



DEEP COUPE PLATE  
SWHSPD271 28.1cm 11"  
H: 3.7cm  
CTN QTY 12



DEEP COUPE PLATE  
SWHSPD251 25.5cm 10"  
H: 3.5cm  
CTN QTY 12  
SWHSPD221 22.5cm 8 7/8"  
H: 2.7cm  
CTN QTY 12



CHEFS' WALLED PLATE  
SWHSPW281 27.5cm 10 3/4"  
H: 2cm  
CTN QTY 6

**NEW SHAPE**



CHEFS' WALLED PLATE  
SWHSPW261 26cm 10 1/4"  
H: 2cm  
CTN QTY 6  
SWHSPW211 21cm 8 1/4"  
H: 2cm  
CTN QTY 6



CHEFS' WALLED PLATE  
SWHSPW161 15.7cm 6 1/4"  
H: 2cm  
CTN QTY 6



ORGANIC ROUND PLATE  
SWHSGO111 28.6cm 11 1/4"  
CTN QTY 12  
SWHSGO101 26.4cm 10 3/8"  
CTN QTY 12



ORGANIC ROUND PLATE  
SWHSGO8 21cm 8 1/4"  
CTN QTY 12  
SWHSGO7 1 18.6cm 7 1/4"  
CTN QTY 12



ORGANIC ROUND BOWL  
SWHSGOB11 25.3cm 9 7/8"  
110cl 38oz  
CTN QTY 12



WIDE RIM BOWL  
SWHSPWBL1 28cm 11"  
46.8cl 16.5oz  
CTN QTY 12



WIDE RIM BOWL  
SWHSPWBM1 24cm 9 1/2"  
28.4cl 10oz  
CTN QTY 12



TRIANGLE PLATE  
SWHSTR121 31.1cm 12 1/4"  
CTN QTY 6  
SWHSTR101 26.5cm 10 3/8"  
CTN QTY 12



# Stonecast®

Barley White



TRIANGLE PLATE  
**SWHSTR9 1** 22.9cm 9"  
CTN QTY 12  
**SWHSTR7 1** 19.2cm 7½"  
CTN QTY 12



TRIANGLE BOWL  
**SWHSTRB91** 23.5cm 9¼"  
60cl 21oz  
CTN QTY 12



TRIANGLE BOWL  
**SWHSTRB71** 18.5cm 7¼"  
37cl 13oz  
CTN QTY 12  
**SWHSTRB61** 15.3cm 6"  
26cl 9oz  
CTN QTY 12



TRIANGLE SHALLOW BOWL  
**SWHSTB271** 27.2 x 26.7cm  
10¾" x 10½"  
78cl 27oz  
CTN QTY 12  
**SWHSTB231** 23.8 x 15.8cm  
9¾" x 6¼"  
41cl 14oz  
CTN QTY 12

NEW SHAPE



CHEFS' TRIANGLE WALLED PLATE  
**SWHSWT271** 26cm 10¼"  
H: 2cm  
CTN QTY 6

NEW SHAPE



CHEFS' TRIANGLE WALLED PLATE  
**SWHSWT211** 20cm 7¾"  
H: 2cm  
CTN QTY 6



CHEFS' TRIANGLE PLATE  
**SWHSTC351** 35.5 x 18.8cm  
13¾" x 7½"  
CTN QTY 6



CHEFS' TRIANGLE PLATE  
**SWHSTC301** 30.4 x 20.5cm  
12" x 8"  
CTN QTY 6



CHEFS' TRIANGLE PLATE  
**SWHSTC261** 26.5 x 20.5cm  
10½" x 8"  
CTN QTY 12



CHEFS' GEO PLATE  
**SWHSGE351** 35 x 18.5cm  
13¾" x 7¼"  
CTN QTY 6



CHEFS' GEO PLATE  
**SWHSGE301** 30 x 15.5cm  
11¾" x 6½"  
CTN QTY 12



CHEFS' OBLONG PLATE No. 4  
**SWHSXO141** 35.5 x 18.9cm  
13¾" x 7½"  
CTN QTY 6



CHEFS' OBLONG PLATE No. 3  
**SWHSXO111** 29.8 x 15.3cm  
11¾" x 6"  
CTN QTY 12



CHEFS' OBLONG PLATE No. 2  
**SWHSXO101** 26.9 x 12.7cm  
10½" x 5"  
CTN QTY 12



CHEFS' OBLONG PLATE No. 1  
**SWHSXO7 1** 20 x 12.1cm  
7½" x 4¾"  
CTN QTY 12



CHEFS' OBLONG PLATTER No. 9  
**SWHSXP141** 34.4 x 23.4cm  
13½" x 9¼"  
CTN QTY 6



CHEFS' OBLONG PLATE No. 8  
**SWHSOBL41** 30 x 19.9cm  
12" x 7¾"  
CTN QTY 6



CHEFS' OBLONG PLATE No. 7  
**SWHSOBL31** 26.1 x 20.2cm  
10¼" x 8"  
CTN QTY 12



CHEFS' OBLONG PLATE No. 6  
**SWHSOBL21** 23.7 x 15.7cm  
9½" x 6½"  
CTN QTY 12



CHEFS' OBLONG PLATE No. 5  
**SWHSOBL11** 15.4 x 12.6cm  
6" x 5"  
CTN QTY 12



OBLONG PLATE  
**SWHSOP141** 34.5 x 18.5cm  
13½" x 7¼"  
CTN QTY 6



OBLONG PLATE  
**SWHSOP111** 29.5 x 14cm  
11¾" x 5½"  
CTN QTY 12



DEEP SQUARE PLATE  
**SWHSDS101** 26.8cm 10½"  
CTN QTY 6



OVAL COUPE PLATE  
**SWHSOP7 1** 19.2 x 16cm  
7½" x 6¼"  
CTN QTY 12



ROUND DISH  
**SWHSID7 1** 18.5 x 16.8cm  
7¼" x 6¾"  
35.8cl 12.6oz  
CTN QTY 12



ROUND DISH  
**SWHSID6 1** 16 x 14.5cm  
6¼" x 5¾"  
24.7cl 8.7oz  
CTN QTY 12



HANDLED PADDLE  
**SWHSPDLH1** 28.4cm 11¼"  
CTN QTY 6



DEEP SKILLET PAN  
**SWHSPN2 1** 24.5cm 9¾"  
57cl 20oz  
CTN QTY 6



SMALL SKILLET PAN  
**SWHSPN1 1** 23cm 9"  
37cl 13oz  
CTN QTY 6



LIDDED STEW POT  
**SWHLSPT1** 14cm 5½"  
43cl 15oz  
CTN QTY 6  
REPLACEMENT LID  
**SWHSLD1 1**  
CTN QTY 6



INTERMEDIATE OVAL EARED DISH  
**SWHSIOEN1** 23.2 x 12.5cm  
9¼" x 5"  
38cl 13.4oz  
CTN QTY 6



SMALL OVAL EARED DISH  
**SWHSOEN1** 20.5 x 11.3cm  
8¼" x 4½"  
25.5cl 9oz  
CTN QTY 6





LARGE ROUND EARED DISH  
SWHSLREN1 17.5 x 21.5cm  
7" x 8½"  
59cl 20.8oz  
CTN QTY 6



SMALL ROUND EARED DISH  
SWHSSREN1 15 x 18cm  
5¾" x 7¼"  
30cl 10.6oz  
CTN QTY 6



LASAGNE DISH  
SWHSLASN1 16 x 12 x 5cm  
6¼" x 4¾" x 2"  
60cl 21.1oz  
CTN QTY 12



RAMEKIN  
SWHSLRKN1 9cm 3½"  
19.5cl 6.9oz  
CTN QTY 24  
SWHSSRKN1 7cm 2¾"  
9cl 3.2oz  
CTN QTY 24



NOODLE BOWL  
SWHSSDBL1 107.5cl 37.8oz  
H: 8cm  
Dia: 18.3cm  
CTN QTY 6



SOUP BOWL  
SWHSSBL61 47cl 16oz  
H: 6.3cm  
Dia: 13.2cm  
CTN QTY 12



SUGAR BOWL  
SWHSSSGR1 22.7cl 8oz  
H: 6.2cm  
Dia: 9.8cm  
CTN QTY 12



ZEST BOWL  
SWHSSZ121 34cl 12oz  
H: 6.5cm  
Dia: 12.1cm  
CTN QTY 12



CAPPUCCINO CUP  
SWHSCB441 50cl 17.5oz  
H: 7cm  
Dia: 11.5cm  
CTN QTY 6



CAPPUCCINO CUP  
SWHSCB401 46cl 16oz  
H: 7cm  
Dia: 11.5cm  
CTN QTY 6



CAPPUCCINO CUP  
SWHSCB281 34cl 12oz  
H: 6.5cm  
Dia: 11cm  
CTN QTY 12



CAPPUCCINO CUP  
SWHSCB111 28cl 10oz  
H: 6cm  
Dia: 11cm  
CTN QTY 12



CAPPUCCINO CUP  
SWHSCB201 22.7cl 8oz  
H: 5.5cm  
Dia: 9.5cm  
CTN QTY 12



CAPPUCCINO CUP  
SWHSCB061 17cl 6oz  
H: 5.5cm  
Dia: 9cm  
CTN QTY 12



SAUCER  
SWHSCSS1 15.6cm 6¼"  
CTN QTY 12  
(Fits SWHSCB441, SWHSCB401, SWHSCB281, SWHSCB111, SWHSCB201 & SWHSCB061)



ESPRESSO CUP  
SWHSCB91 10cl 3.5oz  
H: 5.5cm  
Dia: 6.5cm  
CTN QTY 12

NEW SHAPE

NEW SHAPE



SAUCER  
SWHSSS1 11.8cm 4½"  
CTN QTY 12  
(Fits SWHSCB91)



MUG  
SWHSM121 34cl 12oz  
H: 11cm  
Dia: 8cm  
CTN QTY 12



BEVERAGE POT  
SWHSSB301 85.2cl 30oz  
H: 15cm  
CTN QTY 6  
REPLACEMENT LID  
SWHSL301  
CTN QTY 6



BEVERAGE POT  
SWHSSB151 42.6cl 15oz  
H: 10.5cm  
CTN QTY 4  
REPLACEMENT LID  
SWHSL151  
CTN QTY 6



JUG  
SWHSSJ4 1 11.4cl 4oz  
H: 7cm  
CTN QTY 4



JUG  
SWHSSJ2 1 5.6cl 2oz  
H: 5cm  
CTN QTY 12



RIPPLE CHIP MUG  
SWHSSRPCM1 28cl 10oz  
H: 9.5cm  
Dia: 8.3cm  
CTN QTY 12



RIPPLE DIP POT  
SWHSSRPD21 5.7cl 2oz  
H: 5cm  
Dia: 5.9cm  
CTN QTY 12



SAUCE DISH  
SWHSSD3 1 9cl 3oz  
H: 4cm  
Dia: 8cm  
CTN QTY 12



SNACK BOWL  
SWHSSB141 13cm 5¼"  
40cl 14oz  
H: 6.5cm  
CTN QTY 12



SHALLOW BOWL  
SWHSSB91 13cm 5¼"  
26cl 9oz  
H: 4.5cm  
CTN QTY 12  
SWHSSB81 11.6cm 4½"  
20cl 7oz  
H: 4cm  
CTN QTY 12



CHIP MUG  
SWHSSBCM1 10cm 3¾"  
29cl 11oz  
H: 8cm  
CTN QTY 12



DEEP BOWL  
SWHSSDB1 10.2cm 4"  
24cl 8.4oz  
H: 6cm  
CTN QTY 12



DIP POT  
SWHSSBD41 8.5cm 3¼"  
11cl 4oz  
H: 5cm  
CTN QTY 12  
SWHSSBD21 7cm 2½"  
6cl 2oz  
H: 4cm  
CTN QTY 12



SALT  
SWHSSSA 1 7cm 2½"  
CTN QTY 12  
PEPPER  
SWHSSPE 1 7cm 2½"  
CTN QTY 12



BUD VASE  
SWHSSBV 1 12.5cm 5"  
CTN QTY 6



CHURCHILL® super vitrified

# Stonecast®

Rustic charm revived

**NEW ADDITIONS**

Peppercorn Grey



COUPE PLATE  
SPGSEV121 32.4cm 12 1/2"  
CTN QTY 6



COUPE PLATE  
SPGSEV111 28.8cm 11 1/4"  
CTN QTY 12



COUPE PLATE  
SPGSEV101 26cm 10 1/4"  
CTN QTY 12



COUPE PLATE  
SPGSEV81 21.7cm 8 5/8"  
CTN QTY 12



COUPE PLATE  
SPGSEV61 16.5cm 6 1/2"  
CTN QTY 12



LARGE COUPE BOWL  
SPGSPLC21 31cm 12"  
240cl 84.5oz  
CTN QTY 6



COUPE BOWL  
SPGSEVB91 24.8cm 9 3/4"  
113.6cl 40oz  
CTN QTY 12



COUPE BOWL  
SPGSEVB71 18.2cm 7 1/4"  
42.6cl 15oz  
CTN QTY 12

**NEW SHAPE**



DEEP COUPE PLATE  
SPGSPD271 28.1cm 11"  
H: 3.7cm  
CTN QTY 12



DEEP COUPE PLATE  
SPGSPD251 25.5cm 10"  
H: 3.5cm  
CTN QTY 12  
SPGSPD221 22.5cm 8 3/4"  
H: 2.7cm  
CTN QTY 12



CHEFS' WALLED PLATE  
SPGSWP281 27.5cm 10 3/4"  
H: 2cm  
CTN QTY 6



CHEFS' WALLED PLATE  
SPGSWP261 26cm 10 1/4"  
H: 2cm  
CTN QTY 6

**NEW SHAPE**



CHEFS' WALLED PLATE  
SPGSWP211 21cm 8 1/4"  
H: 2cm  
CTN QTY 6



CHEFS' WALLED PLATE  
SPGSWP161 15.7cm 6 1/4"  
H: 2cm  
CTN QTY 6



ORGANIC ROUND PLATE  
SPGSOG111 28.6cm 11 1/4"  
CTN QTY 12



ORGANIC ROUND PLATE  
SPGSOG101 26.4cm 10 3/4"  
CTN QTY 12  
SPGSOG81 21cm 8 1/4"  
CTN QTY 12



Covered by Churchill 5 Year Edge Chip Warranty





ORGANIC ROUND PLATE  
SPGSOG7 1 18.6cm 7¼"  
CTN QTY 12



ORGANIC ROUND BOWL  
SPGSOGB11 25.3cm 9¾"  
110cl 38oz  
CTN QTY 12



WIDE RIM BOWL  
SPGSVWBL1 28cm 11"  
46.8cl 16.5oz  
CTN QTY 12



WIDE RIM BOWL  
SPGSVWBM1 24cm 9½"  
28.4cl 10oz  
CTN QTY 12



TRIANGLE PLATE  
SPGSTR121 31.1cm 12¼"  
CTN QTY 6  
SPGSTR101 26.5cm 10½"  
CTN QTY 12



TRIANGLE PLATE  
SPGSTR9 1 22.9cm 9"  
CTN QTY 12  
SPGSTR7 1 19.2cm 7¾"  
CTN QTY 12



TRIANGLE BOWL  
SPGSTRB91 23.5cm 9¼"  
60cl 21oz  
CTN QTY 12



TRIANGLE BOWL  
SPGSTRB71 18.5cm 7¼"  
37cl 13oz  
CTN QTY 12

NEW SHAPE



TRIANGLE BOWL  
SPGSTRB61 15.3cm 6"  
26cl 9oz  
CTN QTY 12



CHEFS' GEO PLATE  
SPGSGE351 35 x 18.5cm  
13¾" x 7¼"  
CTN QTY 6



CHEFS' GEO PLATE  
SPGSGE301 30 x 15.5cm  
11¾" x 6¼"  
CTN QTY 12



CHEFS' TRIANGLE  
WALLED PLATE  
SPGSWT271 26cm 10¼"  
H: 2cm  
CTN QTY 6



CHEFS' TRIANGLE  
WALLED PLATE  
SPGSWT211 20cm 7¾"  
H: 2cm  
CTN QTY 6



CHEFS' OBLONG PLATE No. 4  
SPGSXO141 35.5 x 18.9cm  
13¾" x 7½"  
CTN QTY 6



CHEFS' OBLONG PLATE No. 3  
SPGSXO111 29.8 x 15.3cm  
11¾" x 6"  
CTN QTY 12



CHEFS' OBLONG PLATE No. 2  
SPGSXO101 26.9 x 12.7cm  
10½" x 5"  
CTN QTY 12



CHEFS' OBLONG PLATE No. 1  
SPGSXO7 1 20 x 12.1cm  
7¾" x 4¾"  
CTN QTY 12



CHEFS' OBLONG PLATTER No. 9  
SPGSXP141 34.4 x 23.4cm  
13½" x 9¼"  
CTN QTY 6



CHEFS' OBLONG PLATE No. 8  
SPGSOBL41 30 x 19.9cm  
12" x 7⅞"  
CTN QTY 6



CHEFS' OBLONG PLATE No. 7  
SPGSOBL31 26.1 x 20.2cm  
10¼" x 8"  
CTN QTY 12



CHEFS' OBLONG PLATE No. 6  
SPGSOBL21 23.7 x 15.7cm  
9⅞" x 6¼"  
CTN QTY 12



CHEFS' OBLONG PLATE No. 5  
SPGSOBL11 15.4 x 12.6cm  
6" x 5"  
CTN QTY 12



OBLONG PLATE  
SPGSOP141 34.5 x 18.5cm  
13½" x 7¼"  
CTN QTY 6



OBLONG PLATE  
SPGSOP111 29.5 x 14cm  
11½" x 5½"  
CTN QTY 12



DEEP SQUARE PLATE  
SPGSDS101 26.8cm 10½"  
CTN QTY 6



OVAL COUPE PLATE  
SPGSOP7 1 19.2 x 16cm  
7¾" x 6¼"  
CTN QTY 12



ROUND DISH  
SPGSID7 1 18.5 x 16.8cm  
7⅞" x 6⅝"  
35.8cl 12.6oz  
CTN QTY 12



ROUND DISH  
SPGSID6 1 16 x 14.5cm  
6¼" x 5¾"  
24.7cl 8.7oz  
CTN QTY 12



HANDLED PADDLE  
SPGSPDLH1 28.4cm 11¼"  
CTN QTY 6



DEEP SKILLET PAN  
SPGSPN2 1 24.5cm 9⅝"  
57cl 20oz  
CTN QTY 6



DEEP SKILLET PAN  
SPGSPN1 1 23cm 9"  
37cl 13oz  
CTN QTY 6



LIDDED STEW POT  
SPGSLPT1 14cm 5½"  
43cl 15oz  
CTN QTY 6  
REPLACEMENT LID  
SPGSLD1 1  
CTN QTY 6





**NOODLE BOWL**  
**SPGSNDBL1** 107.5cl 37.8oz  
 H: 8cm Dia: 18.3cm  
 CTN QTY 6



**SOUP BOWL**  
**SPGSRBL61** 47cl 16oz  
 H: 6.3cm  
 Dia: 13.2cm  
 CTN QTY 12



**SUGAR BOWL**  
**SPGSSSGR1** 22.7cl 8oz  
 H: 6.2cm  
 Dia: 9.8cm  
 CTN QTY 12



**ZEST BOWL**  
**SPGSZE121** 34cl 12oz  
 H: 6.5cm  
 Dia: 12.1cm  
 CTN QTY 12



**CAPPUCCINO CUP**  
**SPGSCB281** 34cl 12oz  
 H: 6.5cm  
 Dia: 11cm  
 CTN QTY 12

NEW SHAPE



**CAPPUCCINO CUP**  
**SPGSCB111** 28cl 10oz  
 H: 6cm  
 Dia: 11cm  
 CTN QTY 12



**CAPPUCCINO CUP**  
**SPGSCB201** 22.7cl 8oz  
 H: 5.5cm  
 Dia: 9.5cm  
 CTN QTY 12

NEW SHAPE



**CAPPUCCINO CUP**  
**SPGSCB061** 17cl 6oz  
 H: 5.5cm  
 Dia: 9cm  
 CTN QTY 12



**SAUCER**  
**SPGSCSS1** 15.6cm 6 1/4"  
 CTN QTY 12  
 (Fits, SPGSCB281, SPGSCB111, SPGSCB201 & SPGSCB061)



**ESPRESSO CUP**  
**SPGSCBE91** 10cl 3.5oz  
 H: 5.5cm  
 Dia: 6.5cm  
 CTN QTY 12



**SAUCER**  
**SPGSESS1** 11.8cm 4 1/2"  
 CTN QTY 12  
 (Fits SPGSCBE91)



**MUG**  
**SPGSVM121** 34cl 12oz  
 H: 11cm  
 Dia: 8cm  
 CTN QTY 12



**BEVERAGE POT**  
**SPGSSB301** 85.2cl 30oz  
 H: 15cm  
 CTN QTY 4  
**REPLACEMENT LID**  
**SPGSRL301**  
 CTN QTY 6



**BEVERAGE POT**  
**SPGSSB151** 42.6cl 15oz  
 H: 10.5cm  
 CTN QTY 4  
**REPLACEMENT LID**  
**SPGSRL151**  
 CTN QTY 6



**JUG**  
**SPGSSJ41** 11.4cl 4oz  
 H: 7cm  
 CTN QTY 4



**JUG**  
**SPGSSJ21** 5.6cl 2oz  
 H: 5cm  
 CTN QTY 12



**RIPPLE CHIP MUG**  
**SPGSRPCM1** 28cl 10oz  
 H: 9.5cm  
 Dia: 8.3cm  
 CTN QTY 12



**RIPPLE DIP POT**  
**SPGSRPD21** 5.7cl 2oz  
 H: 5cm  
 Dia: 5.9cm  
 CTN QTY 12



**SAUCE DISH**  
**SPGSSD31** 9cl 3oz  
 H: 4cm  
 Dia: 8cm  
 CTN QTY 12



**SNACK BOWL**  
**SPGSBS141** 13cm 5 1/4"  
 40cl 14oz  
 CTN QTY 12



**SHALLOW BOWL**  
**SPGSBSB91** 13cm 5 1/4"  
 26cl 9oz  
 CTN QTY 12



**SHALLOW BOWL**  
**SPGSBSB61** 11.6cm 4 3/8"  
 20cl 7oz  
 CTN QTY 12



**CHIP MUG**  
**SPGSBSCM1** 10cm 3 7/8"  
 29cl 11oz  
 CTN QTY 12



**DEEP BOWL**  
**SPGSBDB1** 10.2cm 4"  
 24cl 8.4oz  
 CTN QTY 12



**DIP POT**  
**SPGSBSD41** 8.5cm 3 3/8"  
 11cl 4oz  
 CTN QTY 12



**DIP POT**  
**SPGSBSD21** 7cm 2 3/4"  
 6cl 2oz  
 CTN QTY 12



CHURCHILL® super vitrified

# Stonecast®

Rustic charm revived

Cornflower Blue



LARGE COUPE PLATE  
**SCFSEV121** 32.4cm 12 3/4"  
CTN QTY 6



COUPE PLATE  
**SCFSEV111** 28.8cm 11 1/4"  
CTN QTY 12  
**SCFSEV101** 26cm 10 1/4"  
CTN QTY 12



COUPE PLATE  
**SCFSEVP81** 21.7cm 8 5/8"  
CTN QTY 12



COUPE PLATE  
**SCFSEVP61** 16.5cm 6 1/2"  
CTN QTY 12



LARGE COUPE BOWL  
**SCFSPLC21** 31cm 12"  
240cl 84.5oz  
CTN QTY 6



COUPE BOWL  
**SCFSEVB91** 24.8cm 9 3/4"  
113.6cl 40oz  
CTN QTY 12



COUPE BOWL  
**SCFSEVB71** 18.2cm 7 1/4"  
42.6cl 15oz  
CTN QTY 12



WIDE RIM BOWL  
**SCFVWBL1** 28cm 11"  
46.8cl 16.5oz  
CTN QTY 12



WIDE RIM BOWL  
**SCFVWBM1** 24cm 9 1/2"  
28.4cl 10oz  
CTN QTY 12



TRIANGLE PLATE  
**SCFSTR121** 31.1cm 12 1/4"  
CTN QTY 6



TRIANGLE PLATE  
**SCFSTR101** 26.5cm 10 1/2"  
CTN QTY 12



TRIANGLE PLATE  
**SCFSTR9 1** 22.9cm 9"  
CTN QTY 12



Covered by Churchill 5 Year Edge Chip Warranty



TRIANGLE PLATE  
**SCFSTR7 1** 19.2cm 7½"  
CTN QTY 12



TRIANGLE BOWL  
**SCFSTRB91** 23.5cm 9¼"  
60cl 21oz  
CTN QTY 12



TRIANGLE BOWL  
**SCFSTRB71** 18.5cm 7¼"  
37cl 13oz  
CTN QTY 12



TRIANGLE BOWL  
**SCFSTRB61** 15.3cm 6"  
26cl 9oz  
CTN QTY 12



OBLONG PLATE  
**SCFSOP141** 34.5 x 18.5cm  
13½" x 7¼"  
CTN QTY 6



OBLONG PLATE  
**SCFSOP111** 29.5 x 14cm  
11½" x 5½"  
CTN QTY 12



DEEP SQUARE PLATE  
**SCFSDS101** 26.8cm 10½"  
CTN QTY 6



OVAL COUPE PLATE  
**SCFSOP7 1** 19.2 x 16cm  
7½" x 6¼"  
CTN QTY 12



SUGAR BOWL  
**SCFSSGR1** 22.7cl 8oz  
H: 6.2cm  
Dia: 9.8cm  
CTN QTY 12



ZEST BOWL  
**SCFSZE121** 34cl 12oz  
H: 6.5cm  
Dia: 12.1cm  
CTN QTY 12



CAPPUCCINO CUP  
**SCFSCB281** 34cl 12oz  
H: 6.5cm  
Dia: 11cm  
CTN QTY 12



CAPPUCCINO CUP  
**SCFSCB201** 22.7cl 8oz  
H: 5.5cm  
Dia: 9.5cm  
CTN QTY 12



SAUCER  
**SCFSCS 1** 15.6cm 6¼"  
CTN QTY 12  
(Fits SCFSCB281 &  
SCFSCB201)



ESPRESSO CUP  
**SCFSCEB91** 10cl 3.5oz  
H: 5.5cm  
Dia: 6.5cm  
CTN QTY 12



SAUCER  
**SCFSESS 1** 11.8cm 4½"  
CTN QTY 12  
(Fits SCFSCEB91)



MUG  
**SCFSVM121** 34cl 12oz  
H: 11cm  
Dia: 8cm  
CTN QTY 12



BEVERAGE POT  
**SCFSSB151** 42.6cl 15oz  
H: 10.5cm  
CTN QTY 4



JUG  
**SCFSSJ4 1** 11.4cl 4oz  
H: 7cm  
CTN QTY 4



SAUCE DISH  
**SCFSSD3 1** 9cl 3oz  
H: 4cm  
Dia: 8cm  
CTN QTY 12

REPLACEMENT LID  
**SCFSRL151**  
CTN QTY 6





CHURCHILL® super vitrified

# Stonecast®

Rustic charm revived

Spiced Orange



Featured with Sola Lima cutlery



COUPE PLATE  
SSOSEV121 32.4cm 12 3/4"  
CTN QTY 6



COUPE PLATE  
SSOSEV111 28.8cm 11 1/4"  
CTN QTY 12  
SSOSEV101 26cm 10 1/4"  
CTN QTY 12



COUPE PLATE  
SSOSEVP81 21.7cm 8 5/8"  
CTN QTY 12



COUPE PLATE  
SSOSEVP61 16.5cm 6 1/2"  
CTN QTY 12



LARGE COUPE BOWL  
SSOSPLC21 31cm 12"  
240cl 84.5oz  
CTN QTY 6



COUPE BOWL  
SSOSEVB91 24.8cm 9 7/8"  
113.6cl 40oz  
CTN QTY 12



COUPE BOWL  
SSOSEVB71 18.2cm 7 1/4"  
42.6cl 15oz  
CTN QTY 12



WIDE RIM BOWL  
SSOSVWB1 28cm 11"  
46.8cl 16.5oz  
CTN QTY 12



WIDE RIM BOWL  
SSOSVWB1 24cm 9 1/2"  
28.4cl 10oz  
CTN QTY 12



TRIANGLE PLATE  
SSOSTR121 31.1cm 12 1/4"  
CTN QTY 6



TRIANGLE PLATE  
SSOSTR101 26.5cm 10 1/2"  
CTN QTY 12



TRIANGLE PLATE  
SSOSTR9 1 22.9cm 9"  
CTN QTY 12





TRIANGLE PLATE  
**SSOSTR7 1** 19.2cm 7½"  
CTN QTY 12



TRIANGLE BOWL  
**SSOSTRB9 1** 23.5cm 9½"  
60cl 21oz  
CTN QTY 12



TRIANGLE BOWL  
**SSOSTRB7 1** 18.5cm 7½"  
37cl 13oz  
CTN QTY 12



TRIANGLE BOWL  
**SSOSTRB6 1** 15.3cm 6"  
26cl 9oz  
CTN QTY 12



OBLONG PLATE  
**SSOSOP14 1** 34.5 x 18.5cm  
13½" x 7¼"  
CTN QTY 6



OBLONG PLATE  
**SSOSOP11 1** 29.5 x 14cm  
11¾" x 5½"  
CTN QTY 12



DEEP SQUARE PLATE  
**SSOSDS10 1** 26.8cm 10½"  
CTN QTY 6



OVAL COUPE PLATE  
**SSOSOP7 1** 19.2 x 16cm  
7½" x 6¼"  
CTN QTY 12



NOODLE BOWL  
**SSOSNDBL 1** 107.5cl 37.8oz  
H: 8cm Dia: 18.3cm  
CTN QTY 6



SOUP BOWL  
**SSOSRBL6 1** 47cl 16oz  
H: 6.3cm  
Dia: 13.2cm  
CTN QTY 12



SUGAR BOWL  
**SSOSSGR 1** 22.7cl 8oz  
H: 6.2cm  
Dia: 9.8cm  
CTN QTY 12



ZEST BOWL  
**SSOSZE1 1** 34cl 12oz  
H: 6.5cm  
Dia: 12.1cm  
CTN QTY 12



CAPPUCCINO CUP  
**SSOSCB28 1** 34cl 12oz  
H: 6.5cm  
Dia: 11cm  
CTN QTY 12



CAPPUCCINO CUP  
**SSOSCB20 1** 22.7cl 8oz  
H: 5.5cm  
Dia: 9.5cm  
CTN QTY 12



SAUCER  
**SSOSCSS 1** 15.6cm 6¼"  
CTN QTY 12  
(Fits SSOSCB281 & SSOSCB201)



ESPRESSO CUP  
**SSOSCEB9 1** 10cl 3.5oz  
H: 5.5cm  
Dia: 6.5cm  
CTN QTY 12



SAUCER  
**SSOSESS 1** 11.8cm 4½"  
CTN QTY 12  
(Fits SSOSCEB91)



MUG  
**SSOSVM1 1** 34cl 12oz  
H: 11cm  
Dia: 8cm  
CTN QTY 12



BEVERAGE POT  
**SSOSSB1 1** 42.6cl 15oz  
H: 10.5cm  
CTN QTY 4  
REPLACEMENT LID  
**SSOSRL1 1**  
CTN QTY 6



JUG  
**SSOSJ4 1** 11.4cl 4oz  
H: 7cm  
CTN QTY 4



RIPPLE CHIP POT  
**SSOSRPCM 1** 28cl 10oz  
H: 9.5cm  
Dia: 8.3cm  
CTN QTY 12



RIPPLE DIP POT  
**SSOSRPD 1** 5.7cl 2oz  
H: 5cm  
Dia: 5.9cm  
CTN QTY 12



SAUCE DISH  
**SSOSSD 1** 9cl 3oz  
H: 4cm  
Dia: 8cm  
CTN QTY 12



CHURCHILL® super vitrified

# Stonecast®

Rustic charm revived

Mustard Seed Yellow



COUPE PLATE  
SMSSEV121 32.4cm 12¾"  
CTN QTY 6



COUPE PLATE  
SMSSEV111 28.8cm 11¼"  
CTN QTY 12  
SMSSEV101 26cm 10¼"  
CTN QTY 12



COUPE PLATE  
SMSSEVP81 21.7cm 8⅝"  
CTN QTY 12  
SMSSEVP61 16.5cm 6½"  
CTN QTY 12



LARGE COUPE BOWL  
SMSPLC21 31cm 12"  
240cl 84.5oz  
CTN QTY 6



COUPE BOWL  
SMSSEVB91 24.8cm 9¾"  
113.6cl 40oz  
CTN QTY 12



COUPE BOWL  
SMSSEVB71 18.2cm 7¼"  
42.6cl 15oz  
CTN QTY 12



WIDE RIM BOWL  
SMSVWBL1 28cm 11"  
46.8cl 16.5oz  
CTN QTY 12



WIDE RIM BOWL  
SMSVWBM1 24cm 9½"  
28.4cl 10oz  
CTN QTY 12



TRIANGLE PLATE  
SMSSTR121 31.1cm 12¼"  
CTN QTY 6  
SMSSTR101 26.5cm 10½"  
CTN QTY 12



TRIANGLE PLATE  
SMSSTR9 1 22.9cm 9"  
CTN QTY 12  
SMSSTR7 1 19.2cm 7⅝"  
CTN QTY 12



TRIANGLE BOWL  
SMSSTRB91 23.5cm 9¼"  
60cl 21oz  
CTN QTY 12  
SMSSTRB71 18.5cm 7¼"  
37cl 13oz  
CTN QTY 12



TRIANGLE BOWL  
SMSSTRB61 15.3cm 6"  
26cl 9oz  
CTN QTY 12



OBLONG PLATE  
SMSSDP141 34.5 x 18.5cm  
13½" x 7¼"  
CTN QTY 6



OBLONG PLATE  
SMSSDP111 29.5 x 14cm  
11¾" x 5½"  
CTN QTY 12



DEEP SQUARE PLATE  
SMSSDS101 26.8cm 10½"  
CTN QTY 6



OVAL COUPE PLATE  
SMSOP7 1 19.2 x 16cm  
7¾" x 6¼"  
CTN QTY 12





CHURCHILL® super vitrified

# Stonecast®

Rustic charm revived

Berry Red



Featured with Sola Lima cutlery



**COUPE PLATE**  
**SBRSEV121** 32.4cm 12¾"  
CTN QTY 6



**COUPE PLATE**  
**SBRSEV111** 28.8cm 11¼"  
CTN QTY 12  
**SBRSEV101** 26cm 10¼"  
CTN QTY 12



**COUPE PLATE**  
**SBRSEVP81** 21.7cm 8½"  
CTN QTY 12  
**SBRSEVP61** 16.5cm 6½"  
CTN QTY 12



**LARGE COUPE BOWL**  
**SBRSPLC21** 31cm 12"  
240cl 84.5oz  
CTN QTY 6



**COUPE BOWL**  
**SBRSEVB91** 24.8cm 9¾"  
113.6cl 40oz  
CTN QTY 12  
**SBRSEVB71** 18.2cm 7¼"  
42.6cl 15oz  
CTN QTY 12



**WIDE RIM BOWL**  
**SBRSVWBL1** 28cm 11"  
46.8cl 16.5oz  
CTN QTY 12  
**SBRSVWBM1** 24cm 9½"  
28.4cl 10oz  
CTN QTY 12



**TRIANGLE PLATE**  
**SBRSTR121** 31.1cm 12¼"  
CTN QTY 6



**TRIANGLE PLATE**  
**SBRSTR101** 26.5cm 10½"  
CTN QTY 12



**TRIANGLE PLATE**  
**SBRSTR9 1** 22.9cm 9"  
CTN QTY 12  
**SBRSTR7 1** 19.2cm 7¾"  
CTN QTY 12



**TRIANGLE BOWL**  
**SBRSTRB91** 23.5cm 9¼"  
60cl 21oz  
CTN QTY 12



**TRIANGLE BOWL**  
**SBRSTRB71** 18.5cm 7¼"  
37cl 13oz  
CTN QTY 12  
**SBRSTRB61** 15.3cm 6"  
26cl 9oz  
CTN QTY 12



**OBLONG PLATE**  
**SBR SOP141** 34.5 x 18.5cm  
13½" x 7¼"  
CTN QTY 6



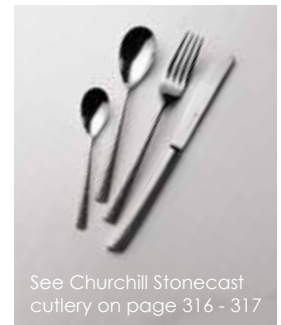
**OBLONG PLATE**  
**SBR SOP111** 29.5 x 14cm  
11¾" x 5½"  
CTN QTY 12



**SQUARE PLATE**  
**SBRSDS101** 26.8cm 10½"  
CTN QTY 6



**OVAL COUPE PLATE**  
**SBR SOP7 1** 19.2 x 16cm  
7¾" x 6¼"  
CTN QTY 12



See Churchill Stonecast cutlery on page 316 - 317





CHURCHILL® super vitrified

# Stonecast®

Hints is designed for those who want the rustic Stonecast look but with just a hint of colour, hand decorated with a fine speckled and stippled edge band.

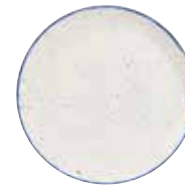
## HINTS

A Hint of Colour

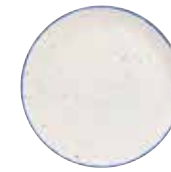
Indigo Blue



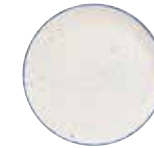
Featured with Sola Lima cutlery



COUPE PLATE  
SHBIEV121 32.4cm 12½"  
CTN QTY 6



COUPE PLATE  
SHBIEV111 28.8cm 11¼"  
CTN QTY 12  
SHBIEV101 26cm 10¼"  
CTN QTY 12



COUPE PLATE  
SHBIEVP81 21.7cm 8½"  
CTN QTY 12



COUPE PLATE  
SHBIEVP61 16.5cm 6½"  
CTN QTY 12



COUPE BOWL  
SHBIEVB91 24.8cm 9¾"  
113.6cl 40oz  
CTN QTY 12



COUPE BOWL  
SHBIEVB71 18.2cm 7¼"  
42.6cl 15oz  
CTN QTY 12



TRIANGLE PLATE  
SHBITR121 31.1cm 12¼"  
CTN QTY 6



TRIANGLE PLATE  
SHBITR101 26.5cm 10½"  
CTN QTY 12



TRIANGLE PLATE  
SHBITR91 22.9cm 9"  
CTN QTY 12



TRIANGLE BOWL  
SHBITRB91 23.5cm 9¼"  
60cl 21oz  
CTN QTY 12



TRIANGLE BOWL  
SHBITRB61 15.3cm 6"  
26cl 9oz  
CTN QTY 12



CHEFS' OBLONG PLATTER No.9  
SHBIXP141 34.4 x 23.4cm  
13½" x 9¼"  
CTN QTY 6



CHEFS' OBLONG PLATE No.4  
SHBIXO141 35.5 x 18.9cm  
13¾" x 7½"  
CTN QTY 6



CHEFS' OBLONG PLATE No.3  
SHBIXO111 29.8 x 15.3cm  
11¾" x 6"  
CTN QTY 12



OVAL PLATE  
SHBID121 30.5cm 12"  
CTN QTY 12



OVAL PLATE  
SHBID101 25.4cm 10"  
CTN QTY 12



# Stonecast®

## HINTS BUFFET

Add a touch of rusticity to food displays with buffetware decorated with the fine speckle and stippled edge band of Stonecast Hints.

A Hint of Colour



## Indigo Blue



**LARGE COUPE BOWL**  
**SHBIAC141** 38.5 x 8.8cm  
15¼" x 3½"  
500cl 175oz

CTN QTY 4



**SQUARE BAKING DISH**  
**SHBISBD 1** 25 x 25 x 6.2cm  
10" x 10" x 2½"  
2ltr 70.4oz

CTN QTY 6



**RECTANGULAR BAKING DISH**  
**SHBIRLBD1** 38 x 25 x 6.2cm  
15" x 10" x 2½"  
3.5ltr 123.2oz

CTN QTY 4



**RECTANGULAR BAKING DISH**  
**SHBIXLBD1** 53 x 32.5 x 6.2cm  
21" x 13" x 2½"  
6ltr 211.8oz

CTN QTY 2  
**SHBILBD 1** 53 x 16 x 6.2cm  
21" x 6½" x 2½"  
3ltr 105.6oz

CTN QTY 2



**SMALL CASSEROLE DISH**  
**SHBIRCD 1** 18 x 19.4 x 11.5cm  
7" x 6½" x 4½"  
2ltr 70.4oz

CTN QTY 4



**2/4 FLAT TRAY**  
**SHBISLBD1** 53 x 15 x 2.5cm  
21" x 6" x 1"  
1.4ltr 50oz

CTN QTY 4



**RECTANGULAR BUFFET TRAY**  
**SHBIART 1** 30 x 14.5cm  
11¾" x 5¾"

CTN QTY 6



**SQUARE BUFFET TRAY**  
**SHBIAST 1** 30.3 x 30.3cm  
11¾" x 11¾"

CTN QTY 4

## Barley White



**LARGE COUPE BOWL**  
**SHWHAC141** 38.5 x 8.8cm  
15¼" x 3½"  
500cl 175oz

CTN QTY 4



**SQUARE BAKING DISH**  
**SHWHSBD 1** 25 x 25 x 6.2cm  
10" x 10" x 2½"  
2ltr 70.4oz

CTN QTY 6



**RECTANGULAR BAKING DISH**  
**SHWHLBD1** 38 x 25 x 6.2cm  
15" x 10" x 2½"  
3.5ltr 123.2oz

CTN QTY 4



**RECTANGULAR BAKING DISH**  
**SHWHXLBD1** 53 x 32.5 x 6.2cm  
21" x 13" x 2½"  
6ltr 211.8oz

CTN QTY 2  
**SHWHLBD 1** 53 x 16 x 6.2cm  
21" x 6½" x 2½"  
3ltr 105.6oz

CTN QTY 2



**SMALL CASSEROLE DISH**  
**SHWHRC141** 18 x 19.4 x 11.5cm  
7" x 6½" x 4½"  
2ltr 70.4oz

CTN QTY 4



**2/4 FLAT TRAY**  
**SHWHSLBD1** 53 x 15 x 2.5cm  
21" x 6" x 1"  
1.4ltr 50oz

CTN QTY 4



**RECTANGULAR BUFFET TRAY**  
**SHWHART 1** 30 x 14.5cm  
11¾" x 5¾"

CTN QTY 6



**SQUARE BUFFET TRAY**  
**SHWHAST 1** 30.3 x 30.3cm  
11¾" x 11¾"

CTN QTY 4



CHURCHILL® super vitrified

Stonecast®

The hand decorated Plume design interprets the fluidity of painting mediums. A unique formula creates layers of colour that interact and blend together, forming the characteristic Plume effect.

PLUME

Tonal Depth and Intensity

Olive



COUPE PLATE  
**PLGREV111** 28.8cm 11¼"  
 CTN QTY 12  
**PLGREV101** 26cm 10¼"  
 CTN QTY 12



COUPE PLATE  
**PLGREVP81** 21.7cm 8½"  
 CTN QTY 12  
**PLGREVP61** 16.5cm 6½"  
 CTN QTY 12



COUPE BOWL  
**PLGREVB91** 24.8cm 9¾"  
 113.6cl 40oz  
 CTN QTY 12



TRIANGLE PLATE  
**PLGRTR9 1** 22.9cm 9"  
 CTN QTY 12



TRIANGLE BOWL  
**PLGRTRB91** 23.5cm 9¼"  
 60cl 21oz  
 CTN QTY 12



TRIANGLE BOWL  
**PLGRTRB61** 15.3cm 6"  
 26cl 9oz  
 CTN QTY 12



CHEFS' OBLONG PLATE No.4  
**PLGRXO141** 35.5 x 18.9cm  
 13¾" x 7½"  
 CTN QTY 6



CHEFS' OBLONG PLATE No.3  
**PLGRXO111** 29.8 x 15.3cm  
 11¾" x 6"  
 CTN QTY 12



CAPPUCCINO CUP  
**PLGRCB281** 34cl 12oz  
 H: 6.5cm  
 Dia: 11cm  
 CTN QTY 12



CAPPUCCINO CUP  
**PLGRCB201** 22.7cl 8oz  
 H: 5.5cm  
 Dia: 9.5cm  
 CTN QTY 12



SAUCER  
**PLGRCSS 1** 15.6cm 6¼"  
 CTN QTY 12  
 (Fits PLGRCB281  
 & PLGRCB201)



ESPRESSO CUP  
**PLGRCEB91** 10cl 3.5oz  
 H: 5.5cm  
 Dia: 6.5cm  
 CTN QTY 12



SAUCER  
**PLGRESS 1** 11.8cm 4½"  
 CTN QTY 12  
 (Fits PLGRCEB91)



MUG  
**PLGRVM121** 34cl 12oz  
 H: 11cm  
 Dia: 8cm  
 CTN QTY 12



SUGAR BOWL  
**PLGRSSGR1** 22.7cl 8oz  
 H: 6.2cm  
 Dia: 9.8cm  
 CTN QTY 12



CHURCHILL® super vitrified

# Stonecast®

Tonal Depth and Intensity

NEW COLLECTION

## PLUME Ultramarine



COUPE PLATE  
**PLULEV111** 28.8cm 11¼"  
CTN QTY 12 ✦  
**PLULEV101** 26cm 10¼"  
CTN QTY 12 ✦



COUPE PLATE  
**PLULEVP81** 21.7cm 8½"  
CTN QTY 12 ✦  
**PLULEVP61** 16.5cm 6½"  
CTN QTY 12 ✦



COUPE BOWL  
**PLULEVB91** 24.8cm 9¾"  
113.6cl 40oz  
CTN QTY 12 ✦



TRIANGLE PLATE  
**PLULTR9 1** 22.9cm 9"  
CTN QTY 12



TRIANGLE BOWL  
**PLULTRB91** 23.5cm 9¼"  
60cl 21oz  
CTN QTY 12



TRIANGLE BOWL  
**PLULTRB61** 15.3cm 6"  
26cl 9oz  
CTN QTY 12



CHEFS' OBLONG PLATE No.4  
**PLULXO141** 35.5 x 18.9cm  
13¾" x 7¾"  
CTN QTY 6



CHEFS' OBLONG PLATE No.3  
**PLULXO111** 29.8 x 15.3cm  
11¾" x 6"  
CTN QTY 12



CAPPUCCINO CUP  
**PLULCB281** 34cl 12oz  
H: 6.5cm  
Dia: 11cm  
CTN QTY 12 ✦



CAPPUCCINO CUP  
**PLULCB201** 22.7cl 8oz  
H: 5.5cm  
Dia: 9.5cm  
CTN QTY 12 ✦



SAUCER  
**PLULCSS 1** 15.6cm 6¼"  
CTN QTY 12 ✦  
(Fits PLULCB281 & PLULCB201)



ESPRESSO CUP  
**PLULCEB91** 10cl 3.5oz  
H: 5.5cm  
Dia: 6.5cm  
CTN QTY 12 ✦



SAUCER  
**PLULESS 1** 11.8cm 4½"  
CTN QTY 12 ✦  
(Fits PLULCEB91)



MUG  
**PLULVM121** 34cl 12oz  
H: 11cm  
Dia: 8cm  
CTN QTY 12 ✦



SUGAR BOWL  
**PLULSSGR1** 22.7cl 8oz  
H: 6.2cm  
Dia: 9.8cm  
CTN QTY 12 ✦



✦ Covered by Churchill 5 Year Edge Chip Warranty



CHURCHILL® super vitrified

**NEW COLOUR**


**AQUEOUS**

*Stonecast®*

Inspired by the fluidity of water, the Stonecast Aqueous design emulates a liquid pooling effect and is hand finished in colours reminiscent of natural bodies of water.

Premium Colour Combinations

Lagoon



COUPE PLATE  
**SALGEV111** 28.8cm 11¼"  
 CTN QTY 12 ✪  
**SALGEV101** 26cm 10¼"  
 CTN QTY 12 ✪




COUPE PLATE  
**SALGEVP81** 21.7cm 8½"  
 CTN QTY 12 ✪  
**SALGEVP61** 16.5cm 6½"  
 CTN QTY 12 ✪



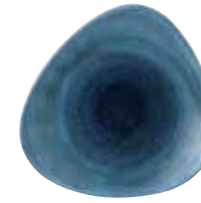
DEEP COUPE PLATE  
**SALGPD271** 28.1cm 11"  
 H: 3.7cm  
 CTN QTY 12 ✪




DEEP COUPE PLATE  
**SALGPD251** 25.5cm 10"  
 H: 3.5cm  
 CTN QTY 12 ✪




DEEP COUPE PLATE  
**SALGPD221** 22.5cm 8¾"  
 H: 2.7cm  
 CTN QTY 12 ✪



TRIANGLE PLATE  
**SALGTR121** 31.1cm 12¼"  
 CTN QTY 12




TRIANGLE PLATE  
**SALGTR101** 26.5cm 10½"  
 CTN QTY 12



TRIANGLE PLATE  
**SALGTR9 1** 22.9cm 9"  
 CTN QTY 12



TRIANGLE PLATE  
**SALGTR7 1** 19.2cm 7¾"  
 CTN QTY 12



TRIANGLE BOWL  
**SALGTRB91** 23.5cm 9¼"  
 60cl 21oz  
 CTN QTY 12



TRIANGLE BOWL  
**SALGTRB71** 18.5cm 7¼"  
 37cl 13oz  
 CTN QTY 12



✪ Covered by Churchill 5 Year Edge Chip Warranty

# Stonecast®

Premium Colour Combinations

## AQUEOUS Fjord



COUPE PLATE  
**SAGREV111** 28.8cm 11¼"  
CTN QTY 12 ✚  
**SAGREV101** 26cm 10¼"  
CTN QTY 12 ✚



COUPE PLATE  
**SAGREVP81** 21.7cm 8½"  
CTN QTY 12 ✚  
**SAGREVP61** 16.5cm 6½"  
CTN QTY 12 ✚



DEEP COUPE PLATE  
**SAGRPD271** 28.1cm 11"  
H: 3.7cm  
CTN QTY 12 ✚



DEEP COUPE PLATE  
**SAGRPD251** 25.5cm 10"  
H: 3.5cm  
CTN QTY 12 ✚



DEEP COUPE PLATE  
**SAGRPD221** 22.5cm 8¾"  
H: 2.7cm  
CTN QTY 12 ✚




TRIANGLE PLATE  
**SAGRTR121** 31.1cm 12¼"  
CTN QTY 12



TRIANGLE PLATE  
**SAGRTR101** 26.5cm 10½"  
CTN QTY 12



TRIANGLE PLATE  
**SAGRTR9 1** 22.9cm 9"  
CTN QTY 12



TRIANGLE PLATE  
**SAGRTR7 1** 19.2cm 7½"  
CTN QTY 12



TRIANGLE BOWL  
**SAGRTRB91** 23.5cm 9¼"  
60cl 21oz  
CTN QTY 12




TRIANGLE BOWL  
**SAGRTRB71** 18.5cm 7¼"  
37cl 13oz  
CTN QTY 12



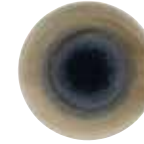
# Stonecast®

Premium Colour Combinations

## AQUEOUS Bayou



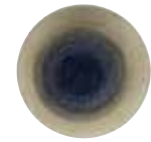
COUPE PLATE  
**SABTEV111** 28.8cm 11¼"  
CTN QTY 12 ✪  
**SABTEV101** 26cm 10¼"  
CTN QTY 12 ✪



COUPE PLATE  
**SABTEVP81** 21.7cm 8½"  
CTN QTY 12 ✪  
**SABTEVP61** 16.5cm 6½"  
CTN QTY 12 ✪



DEEP COUPE PLATE  
**SABTFD271** 28.1cm 11"  
H: 3.7cm  
CTN QTY 12 ✪  
**SABTFD251** 25.5cm 10"  
H: 3.5cm  
CTN QTY 12 ✪



DEEP COUPE PLATE  
**SABTFD221** 22.5cm 8¾"  
H: 2.7cm  
CTN QTY 12 ✪

NEW



CHEFS' WALLED PLATE  
**SABTWP261** 26cm 10¼"  
H: 2cm  
CTN QTY 6

NEW




CHEFS' WALLED PLATE  
**SABTWP211** 21cm 8¼"  
H: 2cm  
CTN QTY 6



TRIANGLE PLATE  
**SABTR121** 31.1cm 12¼"  
CTN QTY 6  
**SABTR101** 26.5cm 10½"  
CTN QTY 12




TRIANGLE PLATE  
**SABTR9 1** 22.9cm 9"  
CTN QTY 12  
**SABTR7 1** 19.2cm 7¾"  
CTN QTY 12



TRIANGLE BOWL  
**SABTRB91** 23.5cm 9¼"  
60cl 21oz  
CTN QTY 12  
**SABTRB71** 18.5cm 7¼"  
37cl 13oz  
CTN QTY 12



ORGANIC ROUND PLATE  
**SABTOG111** 28.6cm 11¼"  
CTN QTY 12  
**SABTOG101** 26.4cm 10½"  
CTN QTY 12



ORGANIC ROUND PLATE  
**SABTOG8 1** 21cm 8¼"  
CTN QTY 12  
**SABTOG7 1** 18.6cm 7¼"  
CTN QTY 12



ORGANIC ROUND BOWL  
**SABTOGB11** 25.3cm 9¾"  
110cl 38oz  
CTN QTY 12





CHURCHILL® super vitrified

Stonecast®

Inspired by Surface Texture

PATINA

Stonecast Patina is inspired by the tones and surface texture created naturally over time. The nature of the manufacturing process means that each piece will be slightly different.

Cobalt Blue



COUPE PLATE  
PABLEV111 28.8cm 11¼"  
CTN QTY 12



COUPE PLATE  
PABLEV101 26cm 10¼"  
CTN QTY 12



COUPE PLATE  
PABLEVP81 21.7cm 8½"  
CTN QTY 12



COUPE PLATE  
PABLEVP61 16.5cm 6½"  
CTN QTY 12



COUPE BOWL  
PABLEVB91 24.8cm 9¾"  
113.6cl 40oz  
CTN QTY 12



TRIANGLE PLATE  
PABLTR9 1 22.9cm 9"  
CTN QTY 12



TRIANGLE BOWL  
PABLTRB91 23.5cm 9¼"  
60cl 21oz  
CTN QTY 12



TRIANGLE BOWL  
PABLTRB61 15.3cm 6"  
26cl 9oz  
CTN QTY 12



CHEFS' OBLONG PLATE No.4  
PABLXO141 35.5 x 18.9cm  
13¾" x 7½"  
CTN QTY 6



CHEFS' OBLONG PLATE No.3  
PABLXO111 29.8 x 15.3cm  
11¾" x 6"  
CTN QTY 12



Covered by Churchill 5 Year Edge Chip Warranty



CHURCHILL® super vitrified

# Stonecast®

Inspired by Surface Texture

## PATINA Rustic Teal



COUPE PLATE  
**PATREV111** 28.8cm 11¼"  
CTN QTY 12



COUPE PLATE  
**PATREV101** 26cm 10¼"  
CTN QTY 12



COUPE PLATE  
**PATREVP81** 21.7cm 8½"  
CTN QTY 12




COUPE PLATE  
**PATREVP61** 16.5cm 6½"  
CTN QTY 12



COUPE BOWL  
**PATREVB91** 24.8cm 9¾"  
113.4cl 40oz  
CTN QTY 12



TRIANGLE PLATE  
**PATR91** 22.9cm 9"  
CTN QTY 12



TRIANGLE BOWL  
**PATRTRB91** 23.5cm 9¼"  
60cl 21oz  
CTN QTY 12



TRIANGLE BOWL  
**PATRTRB61** 15.3cm 6"  
26cl 9oz  
CTN QTY 12



CHEFS' OBLONG PLATE No.4  
**PATRXO141** 35.5 x 18.9cm  
13¾" x 7¾"  
CTN QTY 6



CHEFS' OBLONG PLATE No.3  
**PATRXO111** 29.8 x 15.3cm  
11¾" x 6"  
CTN QTY 12



Covered by Churchill 5 Year Edge Chip Warranty

CHURCHILL® super vitrified

# Stonecast®

Inspired by Surface Texture

## PATINA Burnished Green



Featured with Sola Durban cutlery



**COUPE PLATE**  
**PABGEV121** 32.4cm 12½"  
CTN QTY 6



**COUPE PLATE**  
**PABGEV111** 28.8cm 11¼"  
CTN QTY 12  
**PABGEV101** 26cm 10¼"  
CTN QTY 12



**COUPE PLATE**  
**PABGEVP81** 21.7cm 8½"  
CTN QTY 12  
**PABGEVP61** 16.5cm 6½"  
CTN QTY 12



**COUPE BOWL**  
**PABGEVB91** 24.8cm 9¾"  
113.6cl 40oz  
CTN QTY 12  
**PABGEVB71** 18.2cm 7¼"  
42.6cl 15oz  
CTN QTY 12



**ORGANIC ROUND PLATE**  
**PABGOG111** 28.6cm 11¼"  
CTN QTY 12  
**PABGOG101** 26.4cm 10¾"  
CTN QTY 12



**ORGANIC ROUND PLATE**  
**PABGOG81** 21cm 8¼"  
CTN QTY 12  
**PABGOG71** 18.6cm 7¼"  
CTN QTY 12



**ORGANIC ROUND BOWL**  
**PABGOGB11** 25.3cm 9¾"  
110cl 38oz  
CTN QTY 12



**WIDE RIM BOWL**  
**PABGVWBL1** 28cm 11"  
46.8cl 16.5oz  
CTN QTY 12



**TRIANGLE PLATE**  
**PABGTR121** 31.1cm 12¼"  
CTN QTY 6



**TRIANGLE PLATE**  
**PABGTR101** 26.5cm 10½"  
CTN QTY 12



**TRIANGLE PLATE**  
**PABGTR91** 22.9cm 9"  
CTN QTY 12  
**PABGTR71** 19.2cm 7¾"  
CTN QTY 12



**TRIANGLE BOWL**  
**PABGTRB91** 23.5cm 9¼"  
60cl 21oz  
CTN QTY 12



**TRIANGLE BOWL**  
**PABGTRB71** 18.5cm 7¼"  
37cl 13oz  
CTN QTY 12



**TRIANGLE BOWL**  
**PABGTRB61** 15.3cm 6"  
26cl 9oz  
CTN QTY 12



**CHEFS' OBLONG PLATE No.4**  
**PABGXO141** 35.5 x 18.9cm  
13¾" x 7¾"  
CTN QTY 6  
**CHEFS' OBLONG PLATE No.3**  
**PABGXO111** 29.8 x 15.3cm  
11¾" x 6"  
CTN QTY 12



**CHEFS' OBLONG PLATE No.9**  
**PABGXP141** 35.5 x 24.5cm  
13¾" x 9¾"  
CTN QTY 6  
**CHEFS' OBLONG PLATE No.8**  
**PABGOBL41** 30 x 19.9cm  
12" x 7¾"  
CTN QTY 6



Covered by Churchill 5 Year Edge Chip Warranty

STONECAST PATINA • CHURCHILL SUPER VITRIFIED 111



CHURCHILL® super vitrified

# Stonecast®

Inspired by Surface Texture

**NEW ADDITIONS**

## PATINA Antique Taupe



**COUPE PLATE**  
**PAATEV121** 32.4cm 12¾"  
CTN QTY 6  
**PAATEV111** 28.8cm 11¼"  
CTN QTY 12



**COUPE PLATE**  
**PAATEV101** 26cm 10¼"  
CTN QTY 12  
**PAATEVP81** 21.7cm 8½"  
CTN QTY 12  
**PAATEVP61** 16.5cm 6½"  
CTN QTY 12



**COUPE BOWL**  
**PAATEVB91** 24.8cm 9¾"  
113.6cl 40oz  
CTN QTY 12  
**PAATEVB71** 18.2cm 7¼"  
42.6cl 15oz  
CTN QTY 12



**ORGANIC ROUND PLATE**  
**PAATOG111** 28.6cm 11¼"  
CTN QTY 12  
**PAATOG101** 26.4cm 10½"  
CTN QTY 12  
**PAATOG81** 21cm 8¼"  
CTN QTY 12  
**PAATOG71** 18.6cm 7¼"  
CTN QTY 12



**ORGANIC ROUND BOWL**  
**PAATOGB11** 25.3cm 9¾"  
110cl 38oz  
CTN QTY 12



**WIDE RIM BOWL**  
**PAATVWBL1** 28cm 11"  
46.8cl 16.5oz  
CTN QTY 12



**TRIANGLE PLATE**  
**PAATR121** 31.1cm 12¼"  
CTN QTY 6  
**PAATR101** 26.5cm 10½"  
CTN QTY 12  
**PAATR91** 22.9cm 9"  
CTN QTY 12  
**PAATR71** 19.2cm 7¾"  
CTN QTY 12



**TRIANGLE BOWL**  
**PAATRB91** 23.5cm 9¼"  
60cl 21oz  
CTN QTY 12  
**PAATRB71** 18.5cm 7¼"  
37cl 13oz  
CTN QTY 12  
**PAATRB61** 15.3cm 6"  
26cl 9oz  
CTN QTY 12



**CHEFS' OBLONG PLATE No.9**  
**PAATXP141** 34.4 x 23.4cm  
13½" x 9¼"  
CTN QTY 6



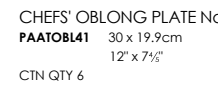
**CHEFS' OBLONG PLATE No.4**  
**PAATXO141** 35.5 x 18.9cm  
13¾" x 7½"  
CTN QTY 6



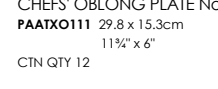
**CAPPUCCINO CUP**  
**PAATCB281** 34cl 12oz  
H: 6.5cm  
Dia: 11cm  
CTN QTY 12  
**PAATCB201** 22.7cl 8oz  
H: 5.5cm  
Dia: 9.5cm  
CTN QTY 12



**SAUCER**  
**PAATCSS1** 15.6cm 6¼"  
CTN QTY 12  
(Fits PAATCB281 & PAATCB201)



**CHEFS' OBLONG PLATE No.8**  
**PAATOB141** 30 x 19.9cm  
12" x 7¾"  
CTN QTY 6



**CHEFS' OBLONG PLATE No.3**  
**PAATXO111** 29.8 x 15.3cm  
11¾" x 6"  
CTN QTY 12



**MUG**  
**PAATVM121** 34cl 12oz  
H: 11cm  
Dia: 8cm  
CTN QTY 12



**SUGAR BOWL**  
**PAATSSGR1** 22.7cl 8oz  
H: 6.2cm  
Dia: 9.8cm  
CTN QTY 12



**ESPRESSO CUP**  
**PAATCEB91** 10cl 3.5oz  
H: 5.5cm  
Dia: 6.5cm  
CTN QTY 12



**SAUCER**  
**PAATSS1** 11.8cm 4½"  
CTN QTY 12  
(Fits PAATCEB91)





CHURCHILL® super vitrified

# Stonecast®

Inspired by Surface Texture

## PATINA Iron Black



Featured with Sola Bali cutlery



COUPE PLATE  
**PAIBEV121** 32.4cm 12¾"  
CTN QTY 6



COUPE PLATE  
**PAIBEV111** 28.8cm 11¼"  
CTN QTY 12  
**PAIBEV101** 26cm 10¼"  
CTN QTY 12



COUPE PLATE  
**PAIBEVP81** 21.7cm 8½"  
CTN QTY 12  
**PAIBEVP61** 16.5cm 6½"  
CTN QTY 12



COUPE BOWL  
**PAIBEVB91** 24.8cm 9¾"  
113.6cl 40oz  
CTN QTY 12  
**PAIBEVB71** 18.2cm 7¼"  
42.6cl 15oz  
CTN QTY 12



ORGANIC ROUND PLATE  
**PAIBOG111** 28.6cm 11¼"  
CTN QTY 12  
**PAIBOG101** 26.4cm 10¾"  
CTN QTY 12



ORGANIC ROUND PLATE  
**PAIBOG81** 21cm 8¼"  
CTN QTY 12  
**PAIBOG71** 18.6cm 7¼"  
CTN QTY 12



ORGANIC ROUND BOWL  
**PAIBOGB11** 25.3cm 9¾"  
110cl 38oz  
CTN QTY 12



WIDE RIM BOWL  
**PAIBVWB11** 28cm 11"  
42.8cl 16.5oz  
CTN QTY 12



TRIANGLE PLATE  
**PAIBTR121** 31.1cm 12¼"  
CTN QTY 6



TRIANGLE PLATE  
**PAIBTR101** 26.5cm 10½"  
CTN QTY 12



TRIANGLE PLATE  
**PAIBTR91** 22.9cm 9"  
CTN QTY 12  
**PAIBTR71** 19.2cm 7½"  
CTN QTY 12



TRIANGLE BOWL  
**PAIBTRB91** 23.5cm 9¼"  
60cl 21oz  
CTN QTY 12



TRIANGLE BOWL  
**PAIBTRB71** 18.5cm 7¼"  
37cl 13oz  
CTN QTY 12



TRIANGLE BOWL  
**PAIBTRB61** 15.3cm 6"  
26cl 9oz  
CTN QTY 12



CHEFS' OBLONG PLATE No.4  
**PAIBXO141** 35.5 x 18.9cm  
13¾" x 7½"  
CTN QTY 6  
CHEFS' OBLONG PLATE No.3  
**PAIBXO111** 29.8 x 15.3cm  
11¾" x 6"  
CTN QTY 12



CHEFS' OBLONG PLATE No.9  
**PAIBXP141** 34.4 x 23.4cm  
13½" x 9¼"  
CTN QTY 6  
CHEFS' OBLONG PLATE No.8  
**PAIBOBL41** 30 x 19.9cm  
12" x 7⅞"  
CTN QTY 6



Covered by Churchill 5 Year Edge Chip Warranty

CHURCHILL® super vitrified

# Stonecast®

Inspired by Surface Texture

## PATINA Vintage Copper



COUPE PLATE  
**PAVCEV121** 32.4cm 12¾"  
CTN QTY 6



COUPE PLATE  
**PAVCEV111** 28.8cm 11¼"  
CTN QTY 12  
**PAVCEV101** 26cm 10¼"  
CTN QTY 12



COUPE PLATE  
**PAVCEVP81** 21.7cm 8½"  
CTN QTY 12  
**PAVCEVP61** 16.5cm 6½"  
CTN QTY 12



COUPE BOWL  
**PAVCEVB91** 24.8cm 9¾"  
113.6cl 40oz  
CTN QTY 12  
**PAVCEVB71** 18.2cm 7¼"  
42.6cl 15oz  
CTN QTY 12



ORGANIC ROUND PLATE  
**PAVCOG111** 28.6cm 11¼"  
CTN QTY 12  
**PAVCOG101** 26.4cm 10½"  
CTN QTY 12



ORGANIC ROUND PLATE  
**PAVCOG8 1** 21cm 8¼"  
CTN QTY 12  
**PAVCOG7 1** 18.6cm 7¼"  
CTN QTY 12



ORGANIC ROUND BOWL  
**PAVCOGB11** 25.3cm 9¾"  
110cl 38oz  
CTN QTY 12



WIDE RIM BOWL  
**PAVCVWBL1** 28cm 11"  
46.8cl 16.5oz  
CTN QTY 12



TRIANGLE PLATE  
**PAVCTR121** 31.1cm 12¼"  
CTN QTY 6  
**PAVCTR101** 26.5cm 10½"  
CTN QTY 12  
**PAVCTR9 1** 22.9cm 9"  
CTN QTY 12



TRIANGLE PLATE  
**PAVCTR7 1** 19.2cm 7¾"  
CTN QTY 12



TRIANGLE BOWL  
**PAVCTRB91** 23.5cm 9¼"  
60cl 21oz  
CTN QTY 12



TRIANGLE BOWL  
**PAVCTRB71** 18.5cm 7¼"  
37cl 13oz  
CTN QTY 12  
**PAVCTRB61** 15.3cm 6"  
26cl 9oz  
CTN QTY 12



CHEFFS' OBLONG PLATE No.4  
**PAVCXO141** 35.5 x 18.9cm  
13¾" x 7½"  
CTN QTY 6



CHEFFS' OBLONG PLATE No.3  
**PAVCXO111** 29.8 x 15.3cm  
11¾" x 6"  
CTN QTY 12



CHEFFS' OBLONG PLATE No.9  
**PAVCXP141** 34.4 x 23.4cm  
13½" x 9¼"  
CTN QTY 6



CHEFFS' OBLONG PLATE No.8  
**PAVCXO141** 30 x 19.9cm  
12" x 7¾"  
CTN QTY 6



Covered by Churchill 5 Year Edge Chip Warranty



# STUDIO® PRINTS

unique  
EACH PIECE  
IS UNIQUE

## A contemporary take on traditional studio pottery...

Studio Prints Collections are a contemporary take on traditional studio pottery, celebrating the creative history of ceramics. Made in England, Studio Prints are achieved with Churchill's innovative print process. Homespun is a take on hand thrown pottery, while Raku is an interpretation of a reactive glazing process. The texture of Stone recreates the effect of hand carving ceramics from natural stone. Mineral is inspired by the mottled texture of artisan pottery. Breccia emulates the crackled pattern of historical glazes and Fluid imitates glaze fluidity. The Agano design is ideal for food presentation, the linear and radial pattern draws the eye to the centre of the plate. Striking Kintsugi is a modern interpretation of Japanese ceramic arts while subtle Haze is inspired by the process of spray glazing.

Las colecciones Studio Prints son una versión contemporánea de la cerámica de estudio tradicional, que celebra la historia creativa de la cerámica. Hecho en Inglaterra, Studio Prints se logra con el innovador proceso de impresión de Churchill. Homespun es una cerámica hecha a mano, mientras que Raku es una interpretación de un proceso de esmalte reactivo. La textura de Stone recrea el efecto de tallar cerámica a partir de piedra natural. Mineral está inspirado en la textura de la superficie moteada de la cerámica artesanal, Breccia emula el diseño craquelado de esmaltes históricos y Fluid imita la fluidez del esmalte. El diseño de Agano es ideal para la presentación de alimentos, el decorado lineal atrae la atención hacia el centro del plato. Kintsugi es una interpretación moderna de las artes cerámicas japonesas, mientras que la sutil Haze está inspirada en el proceso de esmalte por pulverización.

Die Studio Prints Kollektionen sind eine zeitgemäße Interpretation der traditionellen Studiotöpferei und zelebrieren die kreative Geschichte der Keramik. Hergestellt in England, werden Studio Prints mit Churchills innovativem Druckverfahren produziert. Homespun ist eine Interpretation der handgedrehten Töpferware, während Raku eine Interpretation des reaktiven Glasurverfahrens ist. Die Textur von Stone stellt den Effekt von handgeschnitzten Keramiken aus Naturstein nach. Mineral ist von der gesprenkelten Textur handwerklicher Töpferwaren inspiriert. Breccia ahmt das Craquelé-Muster historischer Glasuren nach und Fluid imitiert das Fließverhalten von Glasuren. Das Design Agano ist ideal für die Präsentation von Speisen, das lineare und radiale Muster lenkt das Auge auf die Tellermitte. Das eindrucksvolle Kintsugi ist eine moderne Interpretation der japanischen Keramikkunst, während das subtile Haze vom Prozess des Sprühglasierens inspiriert ist.

Le collezioni Studio Prints sono una moderna visione del tradizionale laboratorio di vasellame e rappresentano la creativa storia della ceramica. Prodotte in Inghilterra, le linee Studio Prints si ottengono attraverso l'innovativo processo di stampa Churchill. Homespun sembra una ceramica colata a mano, mentre Raku è una rivisitazione del processo di smaltatura reattiva. Il decoro Stone ricrea l'effetto della lavorazione della pietra naturale. Mineral si ispira alla superficie a macchie della ceramica artigianale, Breccia imita la screpolatura degli smalti storici e Fluid copia la fluidità dello smalto. Il decoro Agano è ideale per la presentazione delle pietanze, la fantasia lineare e radiale attira l'occhio al centro del piatto. Il suggestivo Kintsugi è una interpretazione moderna dell'arte ceramica giapponese mentre il delicato Haze prende spunto dal processo di smaltatura nebulizzata.

Les collections Studio Prints sont une version contemporaine de la poterie d'atelier traditionnelle, célébrant l'histoire créative de la céramique. Fabriquées en Angleterre, les assiettes Studio Prints sont réalisées avec le procédé d'impression innovant de Churchill. Le décor Homespun est une interprétation de la poterie jetée à la main, tandis que Raku exploite les émaux réactifs. Ainsi la texture de la pierre recrée l'effet de la céramique sculptée à la main à partir de la pierre naturelle. La gamme Mineral est inspirée de la texture tachetée de la poterie artisanale. Breccia imite le motif craquelé des émaux historiques et Fluid, la fluidité de l'émail. Le motif Agano est idéal pour la présentation des aliments, ce motif linéaire et radial attire l'œil au centre de l'assiette. L'étonnant Kintsugi est une interprétation moderne des arts céramiques japonais tandis que Haze, plus subtile, s'inspire du processus d'émaillage par pulvérisation.

#studioprintraku #studioprinstone #studioprinsthospun #studioprinstmineral  
#studioprinstbreccia #studioprinstfluid #studioprinstagano #studioprinstkintsugi  
#studioprinsthaze





**NEW COLLECTION**

CHURCHILL® super vitrified

**STUDIO®  
PRINTS**

**HAZE**

The Haze design features a multi-tonal pattern inspired by the process of spaying glaze onto ceramics. Haze is decorated underglaze in Churchill's semi-matte Vellum finish.

A Balance of Colour

Blue



COUPE PLATE  
**HZBLEV111** 28.8cm 11¼"  
CTN QTY 12



COUPE PLATE  
**HZBLEV101** 26cm 10¼"  
CTN QTY 12



COUPE PLATE  
**HZBLEVP81** 21.7cm 8½"  
CTN QTY 12



COUPE PLATE  
**HZBLEVP61** 16.5cm 6½"  
CTN QTY 12



COUPE BOWL  
**HZBLEVB91** 24.8cm 9¾"  
113.6cl 40oz  
CTN QTY 12



COUPE BOWL  
**HZBLEVB71** 18.2cm 7¼"  
42.6cl 15oz  
CTN QTY 12



CHEFS' OBLONG PLATE No.4  
**HZBLXO141** 35.5 x 18.9cm  
13" x 7½"  
CTN QTY 6



CHEFS' OBLONG PLATE No.3  
**HZBLRB111** 29.8 x 15.3cm  
11¾" x 6"  
CTN QTY 12



TRIANGLE PLATE  
**HZBLTR101** 26.5cm 10½"  
CTN QTY 12



TRIANGLE PLATE  
**HZBLTR9 1** 22.9cm 9"  
CTN QTY 12  
**HZBLTR7 1** 19.2cm 7¾"  
CTN QTY 12



TRIANGLE BOWL  
**HZBLTRB91** 23.5cm 9¼"  
60cl 21oz  
CTN QTY 12



TRIANGLE BOWL  
**HZBLTRB71** 18.5cm 7¼"  
37cl 13oz  
CTN QTY 12

VELLUM®  
SEMI-MATTE GLAZE

Covered by Churchill 5 Year Edge Chip Warranty



- Under glaze print finish meaning long-lasting results.

NEW COLLECTION

CHURCHILL® super vitrified


STUDIO®  
PRINTS

KINTSUGI


The Kintsugi design is a modern interpretation of the Japanese art of repairing broken pottery. The intricate cracked design features a subtle, reactive texture that makes each piece unique.

Interpreting Ceramic Arts


Agate Grey



COUPE PLATE  
**KTAGEV111** 28.8cm 11¼"  
CTN QTY 12



COUPE PLATE  
**KTAGEV101** 26cm 10¼"  
CTN QTY 12




COUPE PLATE  
**KTAGEVP81** 21.7cm 8½"  
CTN QTY 12




COUPE BOWL  
**KTAGEVB91** 24.8cm 9¾"  
113.6cl 40oz  
CTN QTY 12



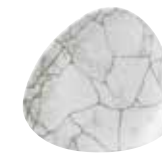
COUPE BOWL  
**KTAGEB71** 18.2cm 7¼"  
42.6cl 15oz  
CTN QTY 12



TRIANGLE PLATE  
**KTAGTR101** 26.5cm 10½"  
CTN QTY 12



TRIANGLE PLATE  
**KTAGTR9 1** 22.9cm 9"  
CTN QTY 12



TRIANGLE PLATE  
**KTAGTR7 1** 19.2cm 7¾"  
CTN QTY 12



TRIANGLE BOWL  
**KTAGTRB91** 23.5cm 9¼"  
60cl 21oz  
CTN QTY 12



TRIANGLE BOWL  
**KTAGTRB71** 18.5cm 7¼"  
37cl 13oz  
CTN QTY 12



CHEFS' OBLONG PLATE NO.4  
**KTAGXO141** 35.5 x 18.9cm  
13" x 7½"  
CTN QTY 6



CHEFS' OBLONG PLATE NO.3  
**KTAGXO111** 29.8 x 15.3cm  
11¾ x 6"  
CTN QTY 12



Covered by Churchill 5 Year Edge Chip Warranty

- Under glaze print finish meaning long-lasting results.

RAKU

Studio Prints Raku is inspired by the traditional glazing process known as Raku firing, which creates unique and expressive results. Manufactured in the UK, Raku is achieved with Churchill's innovative print process.

Reactive texture through print

Topaz Blue



COUPE PLATE  
RKTBEV111 28.8cm 11¼"  
CTN QTY 12  
RKTBEV101 26cm 10¼"  
CTN QTY 12



COUPE PLATE  
RKTBEVP81 21.7cm 8½"  
CTN QTY 12  
RKTBEVP61 16.5cm 6½"  
CTN QTY 12



COUPE BOWL  
RKTBEVB91 24.8cm 9¾"  
113.6cl 40oz  
CTN QTY 12



COUPE BOWL  
RKTBEVB71 18.2cm 7¼"  
42.6cl 15oz  
CTN QTY 12



CHEFS' WALLED PLATE  
RKTBW261 26cm 10¼"  
H: 2cm  
CTN QTY 6



CHEFS' WALLED PLATE  
RKTBW211 21cm 8¼"  
H: 2cm  
CTN QTY 6




ORGANIC ROUND PLATE  
RKTBOG111 28.6cm 11¼"  
CTN QTY 12



ORGANIC ROUND PLATE  
RKTBOG101 26.4cm 10½"  
CTN QTY 12



ORGANIC ROUND PLATE  
RKTBOG81 21cm 8¼"  
CTN QTY 12



ORGANIC ROUND PLATE  
RKTBOG71 18.6cm 7¼"  
CTN QTY 12




ORGANIC ROUND BOWL  
RKTBOGB11 25.3cm 9¾"  
110cl 38oz  
CTN QTY 12



TRIANGLE BOWL  
RKTBRB91 23.5cm 9¼"  
60cl 21oz  
CTN QTY 12



WIDE RIM BOWL  
RKTBVWB1 28cm 11"  
46.8cl 16.5oz  
CTN QTY 12



WIDE RIM BOWL  
RKTBVWB1 24cm 9½"  
28.4cl 10oz  
CTN QTY 12



TRIANGLE SHALLOW BOWL  
RKTBTB271 27.2 x 26.7cm  
10½" x 10½"  
78cl 27oz  
CTN QTY 12



TRIANGLE SHALLOW BOWL  
RKTBTB231 21 x 21cm  
8¼" x 8¼"  
41cl 14oz  
CTN QTY 12








CHEFS' TRIANGLE PLATE  
**RKTBTC361** 35.6 x 25cm  
14" x 9 1/2"  
CTN QTY 6



CHEFS' TRIANGLE PLATE  
**RKTBTC351** 35.5 x 18.8cm  
13 3/4" x 7 1/2"  
CTN QTY 6



CHEFS' TRIANGLE PLATE  
**RKTBTC301** 30.4 x 20.5cm  
12" x 8"  
CTN QTY 6



CHEFS' TRIANGLE PLATE  
**RKTBTC261** 26.5 x 20.5cm  
10 1/2" x 8"  
CTN QTY 12



CHEFS' TRIANGLE PLATE  
**RKTBTC201** 20 x 15cm  
7 1/2" x 5 7/8"  
CTN QTY 12



CHEFS' GEO PLATE  
**RKTBGE351** 35 x 18.5cm  
13 3/4" x 7 1/4"  
CTN QTY 6



CHEFS' GEO PLATE  
**RKTBGE301** 30 x 15.5cm  
11 3/4" x 6 1/8"  
CTN QTY 12



CHEFS' OBLONG PLATE No.4  
**RKTBXO141** 35.5 x 18.9cm  
13 3/8" x 7 3/8"  
CTN QTY 6



CHEFS' OBLONG PLATE No.3  
**RKTBXO111** 29.8 x 15.3cm  
11 3/4" x 6"  
CTN QTY 12



CHEFS' OBLONG PLATE No.2  
**RKTBXO101** 26.9 x 12.7cm  
10 1/2" x 5"  
CTN QTY 12



CHEFS' OBLONG PLATE No.1  
**RKTBXO71** 20 x 12.1cm  
7 1/2" x 4 3/4"  
CTN QTY 12



CHEFS' OBLONG PLATTER No.9  
**RKTBP141** 34.4 x 23.4cm  
13 1/2" x 9 1/4"  
CTN QTY 6



CHEFS' OBLONG PLATE No.8  
**RKTBOBL41** 30 x 19.9cm  
12" x 7 7/8"  
CTN QTY 6



CHEFS' OBLONG PLATE No.7  
**RKTBOBL31** 26.1 x 20.2cm  
10 1/4" x 8"  
CTN QTY 12



CHEFS' OBLONG PLATE No.6  
**RKTBOBL21** 23.7 x 15.7cm  
9 1/2" x 6 1/8"  
CTN QTY 12



CHEFS' OBLONG PLATE No.5  
**RKTBOBL11** 15.4 x 12.6cm  
6" x 5"  
CTN QTY 12



SQUARE PLATE  
**RKTBSF111** 25.2cm 10"  
CTN QTY 12



SQUARE PLATE  
**RKTBSF91** 21.5cm 8 1/2"  
CTN QTY 12



OVAL COUPE PLATE  
**RKTBOF121** 31.7 x 25.5cm  
12 1/2" x 10"  
CTN QTY 12



OVAL COUPE PLATE  
**RKTBOF581** 27 x 22.9cm  
10 3/4" x 9"  
CTN QTY 12



CHEFS' OVAL PLATE  
**RKTBOV351** 34.7 x 17.3cm  
13 3/4" x 6 3/4"  
CTN QTY 6



CHEFS' OVAL PLATE  
**RKTBOV301** 29.9 x 15cm  
11 3/4" x 5 7/8"  
CTN QTY 12



RECTANGULAR TILE  
**RKTBRST1** 37.6 x 14cm  
14 3/4" x 5 1/2"  
CTN QTY 4  
(Fits Wooden Boards  
ZCAWWBDD1, ZCAWWGDD1,  
ZCAWLWSB1)



ROUND DISH  
**RKTBD71** 18.5 x 16.8cm  
7 1/4" x 6 5/8"  
35.8cl 12.6oz  
CTN QTY 12  
**RKTBD61** 16 x 14.5cm  
6 1/4" x 5 3/4"  
24.7cl 8.7oz  
CTN QTY 12



**RAKU**  
 Quartz Black

Reactive texture through print



COUPE PLATE  
**RKBQEV111** 28.8cm 11½"  
 CTN QTY 12  
**RKBQEV101** 26cm 10¼"  
 CTN QTY 12



COUPE PLATE  
**RKBQEV81** 21.7cm 8½"  
 CTN QTY 12  
**RKBQEV61** 16.5cm 6½"  
 CTN QTY 12



COUPE BOWL  
**RKBQEV91** 24.8cm 9¾"  
 113.6cl 40oz  
 CTN QTY 12



COUPE BOWL  
**RKBQEV71** 18.2cm 7¼"  
 42.6cl 15oz  
 CTN QTY 12



CHEFS' WALLED PLATE  
**RKBQWP261** 26cm 10¼"  
 H: 2cm  
 CTN QTY 6



CHEFS' WALLED PLATE  
**RKBQWP211** 21cm 8¼"  
 H: 2cm  
 CTN QTY 6




ORGANIC ROUND PLATE  
**RKBQOG111** 28.6cm 11½"  
 CTN QTY 12



ORGANIC ROUND PLATE  
**RKBQOG101** 26.4cm 10½"  
 CTN QTY 12



ORGANIC ROUND PLATE  
**RKBQOG81** 21cm 8¼"  
 CTN QTY 12



ORGANIC ROUND PLATE  
**RKBQOG71** 18.6cm 7¼"  
 CTN QTY 12



ORGANIC ROUND BOWL  
**RKBQOGB11** 25.3cm 9¾"  
 110cl 38oz  
 CTN QTY 12



TRIANGLE PLATE  
**RKBQTR121** 31.1cm 12¼"  
 CTN QTY 6



TRIANGLE PLATE  
**RKBQTR101** 26.5cm 10½"  
 CTN QTY 12



TRIANGLE PLATE  
**RKBQTR91** 22.9cm 9"  
 CTN QTY 12



TRIANGLE PLATE  
**RKBQTR71** 19.2cm 7¾"  
 CTN QTY 12



TRIANGLE BOWL  
**RKBQTR891** 23.5cm 9¼"  
 60cl 21oz  
 CTN QTY 12





TRIANGLE BOWL  
**RKBQTRB71** 18.5cm 7¼"  
37cl 13oz  
CTN QTY 12



WIDE RIM BOWL  
**RKBQVWBL1** 28cm 11"  
46.8cl 16.5oz  
CTN QTY 12



WIDE RIM BOWL  
**RKBQVWBM1** 24cm 9½"  
28.4cl 10oz  
CTN QTY 12



TRIANGLE SHALLOW BOWL  
**RKBQTB271** 27.2 x 26.7cm  
10¾" x 10½"  
78cl 27oz  
CTN QTY 12  
**RKBQTB231** 21 x 21cm  
8¼" x 8¼"  
41cl 14oz  
CTN QTY 12




CHEFS' TRIANGLE PLATE  
**RKBQTC361** 35.6 x 25cm  
14" x 9¾"  
CTN QTY 6



CHEFS' TRIANGLE PLATE  
**RKBQTC351** 35.5 x 18.8cm  
13¾" x 7¾"  
CTN QTY 6



CHEFS' TRIANGLE PLATE  
**RKBQTC301** 30.4 x 20.5cm  
12" x 8"  
CTN QTY 6



CHEFS' TRIANGLE PLATE  
**RKBQTC261** 26.5 x 20.5cm  
10¾" x 8"  
CTN QTY 12



CHEFS' TRIANGLE PLATE  
**RKBQTC201** 20 x 15cm  
7¾" x 5¾"  
CTN QTY 12



CHEFS' GEO PLATE  
**RKBQGE351** 35 x 18.5cm  
13¾" x 7¼"  
CTN QTY 6



CHEFS' GEO PLATE  
**RKBQGE301** 30 x 15.5cm  
11¾" x 6¼"  
CTN QTY 12



CHEFS' OBLONG PLATE No.4  
**RKBQXO141** 35.5 x 18.9cm  
13¾" x 7¾"  
CTN QTY 6  
CHEFS' OBLONG PLATE No.3  
**RKBQXO111** 29.8 x 15.3cm  
11¾" x 6"  
CTN QTY 12



CHEFS' OBLONG PLATE No.2  
**RKBQXO101** 26.9 x 12.7cm  
10½" x 5"  
CTN QTY 12  
CHEFS' OBLONG PLATE No. 1  
**RKBQXO7 1** 20 x 12.1cm  
7¾" x 4¾"  
CTN QTY 12



OBLONG PLATTER No.9  
**RKBQXP141** 34.4 x 23.4cm  
13½" x 9½"  
CTN QTY 6



CHEFS' OBLONG PLATE No.8  
**RKBQOBL41** 30 x 19.9cm  
12" x 7¾"  
CTN QTY 6



CHEFS' OBLONG PLATE No.7  
**RKBQOBL31** 26.1 x 20.2cm  
10¼" x 8"  
CTN QTY 12



CHEFS' OBLONG PLATE No.6  
**RKBQOBL21** 23.7 x 15.7cm  
9¼" x 6¼"  
CTN QTY 12



CHEFS' OBLONG PLATE No.5  
**RKBQOBL11** 15.4 x 12.6cm  
6" x 5"  
CTN QTY 12



SQUARE PLATE  
**RKBQSP111** 25.2cm 10"  
CTN QTY 12  
**RKBQSP9 1** 21.5cm 8½"  
CTN QTY 12



OVAL COUPE PLATE  
**RKBQOP121** 31.7 x 25.5cm  
12½" x 10"  
CTN QTY 12  
**RKBQOP581** 27 x 22.9cm  
10¾" x 9"  
CTN QTY 12



CHEFS' OVAL PLATE  
**RKBQOV351** 34.7 x 17.3cm  
13¾" x 6¾"  
CTN QTY 6  
**RKBQOV301** 29.9 x 15cm  
11¾" x 5¾"  
CTN QTY 12



RECTANGULAR TILE  
**RKBQRST 1** 37.6 x 14cm  
14¾" x 5½"  
CTN QTY 4  
(Fits Wooden Boards  
ZCAWWBDD1, ZCAWWGDD1,  
ZCAWLWSB1)



ROUND DISH  
**RKBQID7 1** 18.5 x 16.8cm  
7¼" x 6¾"  
35.8cl 12.6oz  
CTN QTY 12



ROUND DISH  
**RKBQID6 1** 16 x 14.5cm  
6¼" x 5¾"  
24.7cl 8.7oz  
CTN QTY 12





CHURCHILL® super vitrified

STUDIO®  
PRINTS


Reactive texture through print

RAKU

Jasper Grey



COUPE PLATE  
**RKGJEV111** 28.8cm 11¼"  
CTN QTY 12



COUPE PLATE  
**RKGJEV101** 26cm 10¼"  
CTN QTY 12



COUPE PLATE  
**RKGJEVP81** 21.7cm 8½"  
CTN QTY 12



COUPE PLATE  
**RKGJEVP61** 16.5cm 6½"  
CTN QTY 12



COUPE BOWL  
**RKGJEVB91** 24.8cm 9¾"  
113.6cl 40oz  
CTN QTY 12



COUPE BOWL  
**RKGJEVB71** 18.2cm 7¼"  
42.6cl 15oz  
CTN QTY 12



CHEFS' OBLONG PLATE No.3  
**RKGJXO111** 29.8 x 15.3cm  
11¼" x 6"  
CTN QTY 12



CHEFS' OBLONG PLATE No.7  
**RKGJOB131** 26.1 x 20.2cm  
10¼" x 8"  
CTN QTY 12



CHEFS' OBLONG PLATE No.6  
**RKGJOB121** 23.7 x 15.7cm  
9¼" x 6¼"  
CTN QTY 12



Covered by Churchill 5 Year Edge Chip Warranty

- Under glaze print finish meaning long-lasting results.

STUDIO PRINTS RAKU • CHURCHILL SUPER VITRIFIED 133

Reactive texture through print

RAKU  
Agate Grey



COUPE PLATE  
RKAGEV111 28.8cm 11¼"  
CTN QTY 12



COUPE PLATE  
RKAGEV101 26cm 10¼"  
CTN QTY 12



COUPE PLATE  
RKAGEVP81 21.7cm 8½"  
CTN QTY 12



COUPE PLATE  
RKAGEVP61 16.5cm 6½"  
CTN QTY 12



COUPE BOWL  
RKAGEVB91 24.8cm 9¾"  
113.6cl 40oz  
CTN QTY 12



COUPE BOWL  
RKAGEVB71 18.2cm 7¼"  
42.6cl 15oz  
CTN QTY 12



DEEP COUPE PLATE  
RKAGPD271 28.1cm 11"  
H: 3.7cm  
CTN QTY 12



DEEP COUPE PLATE  
RKAGPD251 25.5cm 10"  
H: 3.5cm  
CTN QTY 12



DEEP COUPE PLATE  
RKAGPD221 22.5cm 8¾"  
H: 2.7cm  
CTN QTY 12



CHEFS' OBLONG PLATE No.4  
RKAGXO141 35.5 x 18.9cm  
13¾" x 7½"  
CTN QTY 6



CHEFS' OBLONG PLATE No.3  
RKAGXO111 29.8 x 15.3cm  
11¾" x 6"  
CTN QTY 12



CHEFS' OBLONG PLATE No.8  
RKAGOBL41 30 x 19.9cm  
12" x 7¾"  
CTN QTY 6



CHEFS' OBLONG PLATE No.7  
RKAGOBL31 26.1 x 20.2cm  
10¼" x 8"  
CTN QTY 12



CHEFS' OBLONG PLATE No.6  
RKAGOBL21 23.7 x 15.7cm  
9½" x 6¼"  
CTN QTY 12



OVAL PLATE  
RKAGOP121 31.7 x 25.5cm  
12½" x 10"  
CTN QTY 12



OVAL PLATE  
RKAGOP581 27 x 22.9cm  
10¾" x 9"  
CTN QTY 12

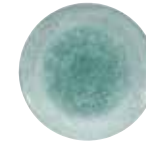


Reactive texture through print

RAKU  
Jade Green




COUPE PLATE  
**RKJGEV111** 28.8cm 11¼"  
CTN QTY 12 +  
**RKJGEV101** 26cm 10¼"  
CTN QTY 12 +



COUPE PLATE  
**RKJGEVP81** 21.7cm 8½"  
CTN QTY 12 +  
**RKJGEVP61** 16.5cm 6½"  
CTN QTY 12 +



COUPE BOWL  
**RKJGEVB91** 24.8cm 9¾"  
113.6cl 40oz  
CTN QTY 12 +  
**RKJGEVB71** 18.2cm 7¼"  
42.6cl 15oz  
CTN QTY 12 +



ORGANIC ROUND PLATE  
**RKJGOG111** 28.6cm 11¼"  
CTN QTY 12  
**RKJGOG101** 26.4cm 10¾"  
CTN QTY 12



ORGANIC ROUND PLATE  
**RKJGOG8 1** 21cm 8¼"  
CTN QTY 12  
**RKJGOG7 1** 18.6cm 7¼"  
CTN QTY 12



ORGANIC ROUND BOWL  
**RKJGOGB11** 25.3cm 9¾"  
110cl 38oz  
CTN QTY 12




TRIANGLE PLATE  
**RKJGTR121** 31.1cm 12¼"  
CTN QTY 6



TRIANGLE PLATE  
**RKJGTR101** 26.5cm 10½"  
CTN QTY 12



TRIANGLE PLATE  
**RKJGTR9 1** 22.9cm 9"  
CTN QTY 12  
**RKJGTR7 1** 19.2cm 7½"  
CTN QTY 12



TRIANGLE BOWL  
**RKJGTRB91** 23.5cm 9¼"  
60cl 21oz  
CTN QTY 12



TRIANGLE BOWL  
**RKJGTRB71** 18.5cm 7¼"  
37cl 13oz  
CTN QTY 12



CHEFS' OBLONG PLATE No.4  
**RKJGXO141** 35.5 x 18.9cm  
13¾" x 7½"  
CTN QTY 6  
**RKJGXO111** 29.8 x 15.3cm  
11¾" x 6"  
CTN QTY 12



CHEFS' OBLONG PLATE No.8  
**RKJGOBL41** 30 x 19.9cm  
12" x 7¾"  
CTN QTY 6



CHEFS' OBLONG PLATE No.7  
**RKJGOBL31** 26.1 x 20.2cm  
10¼" x 8"  
CTN QTY 12



CHEFS' OBLONG PLATE No.6  
**RKJGOBL21** 23.7 x 15.7cm  
9½" x 6½"  
CTN QTY 12



OVAL PLATE  
**RKJGOP121** 31.7 x 25.5cm  
12½" x 10"  
CTN QTY 12 +  
**RKJGOP581** 27 x 22.9cm  
10½" x 9"  
CTN QTY 12 +





CHURCHILL® super vitrified

STUDIO®  
PRINTS

## RAKU Garnet Orange


Reactive texture through print



COUPE PLATE  
RKG0EV111 28.8cm 11¼"  
CTN QTY 12



COUPE PLATE  
RKG0EV101 26cm 10¼"  
CTN QTY 12



COUPE PLATE  
RKG0EV81 21.7cm 8½"  
CTN QTY 12



COUPE PLATE  
RKG0EV61 16.5cm 6½"  
CTN QTY 12



COUPE BOWL  
RKG0EV891 24.8cm 9¾"  
113.6cl 40oz  
CTN QTY 12



COUPE BOWL  
RKG0EV871 18.2cm 7¼"  
42.6cl 15oz  
CTN QTY 12



CHEFS' OBLONG PLATE No.4  
RKG0X0141 35.5 x 18.9cm  
13¾" x 7½"  
CTN QTY 6



CHEFS' OBLONG PLATE No.3  
RKG0X0111 29.8 x 15.3cm  
11¾" x 6"  
CTN QTY 12



OVAL COUPE PLATE  
RKG0OP121 31.7 x 25.5cm  
12½" x 10"  
CTN QTY 12



OVAL COUPE PLATE  
RKG0OP581 27 x 22.9cm  
10¾" x 9"  
CTN QTY 12



See Churchill Raku cutlery  
on page 320 - 321



Covered by Churchill 5 Year Edge Chip Warranty

- Under glaze print finish meaning long-lasting results.

CHURCHILL® super vitrified

STUDIO®  
PRINTS

Studio Prints Stone is inspired by the traditional process of hand carving ceramics from natural stone. Emulating tones and textures of nature, Stone is achieved with Churchill's innovative print process and each piece is unique.

## STONE

Natural Tones and Texture

Aquamarine



COUPE PLATE  
**STAMEV111** 28.8cm 11¼"  
CTN QTY 12



COUPE PLATE  
**STAMEV101** 26cm 10¼"  
CTN QTY 12




COUPE PLATE  
**STAMEVP81** 21.7cm 8½"  
CTN QTY 12



COUPE PLATE  
**STAMEVP61** 16.5cm 6½"  
CTN QTY 12



COUPE BOWL  
**STAMEVB91** 24.8cm 9¾"  
113.6cl 40oz  
CTN QTY 12



COUPE BOWL  
**STAMEVB71** 18.2cm 7¼"  
42.6cl 15oz  
CTN QTY 12



CHEFS' OBLONG PLATE No.4  
**STAMXO141** 35.5 x 18.9cm  
13¾" x 7½"  
CTN QTY 6



CHEFS' OBLONG PLATE No.3  
**STAMXO111** 29.8 x 15.3cm  
11¾" x 6"  
CTN QTY 12



OVAL COUPE PLATE  
**STAMOP121** 31.7 x 25.5cm  
12½" x 10"  
CTN QTY 12



OVAL COUPE PLATE  
**STAMOP581** 27 x 22.9cm  
10¾" x 9"  
CTN QTY 12



CHEFS' OVAL PLATE  
**STAMOV351** 34.7 x 17.3cm  
13¾" x 6¾"  
CTN QTY 6



CHEFS' OVAL PLATE  
**STAMOV301** 29.9 x 15cm  
11¾" x 5¾"  
CTN QTY 12



Covered by Churchill 5 Year Edge Chip Warranty

- Under glaze print finish meaning long-lasting results.

CHURCHILL® super vitrified

STUDIO®  
PRINTS

Natural Tones and Texture

STONE  
Pearl Grey



COUPE PLATE  
STGPEV111 28.8cm 11¼"  
CTN QTY 12



COUPE PLATE  
STGPEV101 26cm 10¼"  
CTN QTY 12



COUPE PLATE  
STGPEVP81 21.7cm 8½"  
CTN QTY 12



COUPE PLATE  
STGPEVP61 16.5cm 6½"  
CTN QTY 12



COUPE BOWL  
STGPEVB91 24.8cm 9¾"  
113.6cl 40oz  
CTN QTY 12



COUPE BOWL  
STGPEVB71 18.2cm 7¼"  
42.6cl 15oz  
CTN QTY 12



CHEFS' OBLONG PLATE No.4  
STGPXO141 35.5 x 18.9cm  
13¾" x 7½"  
CTN QTY 6



CHEFS' OBLONG PLATE No.3  
STGPXO111 29.8 x 15.3cm  
11¾" x 6"  
CTN QTY 12





NEW ADDITIONS

STONE  
Agate Grey

Natural Tones and Texture



Featured with Sola Durban cutlery



COUPE PLATE  
STAGEV111 28.8cm 11¼"  
CTN QTY 12



COUPE PLATE  
STAGEV101 26cm 10¼"  
CTN QTY 12



COUPE PLATE  
STAGEV81 21.7cm 8½"  
CTN QTY 12



COUPE PLATE  
STAGEV61 16.5cm 6½"  
CTN QTY 12

NEW



COUPE BOWL  
STAGEV891 24.8cm 9¾"  
113.6cl 40oz  
CTN QTY 12



COUPE BOWL  
STAGEV871 18.2cm 7¼"  
42.6cl 15oz  
CTN QTY 12



TRIANGLE PLATE  
STAGTR101 26.5cm 10½"  
CTN QTY 12



TRIANGLE PLATE  
STAGTR9 1 22.9cm 9"  
CTN QTY 12

NEW



TRIANGLE PLATE  
STAGTR7 1 19.2cm 7¾"  
CTN QTY 12

NEW



TRIANGLE BOWL  
STAGTR891 23.5cm 9¼"  
60cl 21oz  
CTN QTY 12

NEW



TRIANGLE BOWL  
STAGTR871 18.5cm 7¼"  
37cl 13oz  
CTN QTY 12



CHEFS' OBLONG PLATE No.4  
STAGXO141 35.5 x 18.9cm  
13¾" x 7½"  
CTN QTY 6  
CHEFS' OBLONG PLATE No.3  
STAGXO111 29.8 x 15.3cm  
11¾" x 6"  
CTN QTY 12



OVAL COUPE PLATE  
STAGOP121 31.7 x 25.5cm  
12½" x 10"  
CTN QTY 12



OVAL COUPE PLATE  
STAGOP581 27 x 22.9cm  
10½" x 9"  
CTN QTY 12



CHEFS' OVAL PLATE  
STAGOV351 34.7 x 17.3cm  
13¾" x 6¾"  
CTN QTY 6



CHEFS' OVAL PLATE  
STAGOV301 29.9 x 15cm  
11¾" x 5¾"  
CTN QTY 12



Natural Tones and Texture

NEW ADDITIONS

STONE  
Quartz Black



COUPE PLATE  
STQBVEV111 28.8cm 11¼"  
CTN QTY 12



COUPE PLATE  
STQBVEV101 26cm 10¼"  
CTN QTY 12



COUPE PLATE  
STQBVEP81 21.7cm 8½"  
CTN QTY 12




COUPE PLATE  
STQBVEP61 16.5cm 6½"  
CTN QTY 12



COUPE BOWL  
STQBVB91 24.8cm 9¾"  
113.6cl 40oz  
CTN QTY 12



COUPE BOWL  
STQBVB71 18.2cm 7¼"  
42.6cl 15oz  
CTN QTY 12



TRIANGLE PLATE  
STQBTR101 26.5cm 10½"  
CTN QTY 12



TRIANGLE PLATE  
STQBTR91 22.9cm 9"  
CTN QTY 12



TRIANGLE PLATE  
STQBTR71 19.2cm 7¾"  
CTN QTY 12



TRIANGLE BOWL  
STQBTRB91 23.5cm 9¼"  
60cl 21oz  
CTN QTY 12



TRIANGLE BOWL  
STQBTRB71 18.5cm 7¼"  
37cl 13oz  
CTN QTY 12



CHEFS' OBLONG PLATE No.4  
STQBXO141 35.5 x 18.9cm  
13¾" x 7¾"  
CTN QTY 6

CHEFS' OBLONG PLATE No.3  
STQBXO111 29.8 x 15.3cm  
11¾" x 6"  
CTN QTY 12



OVAL COUPE PLATE  
STQBOP121 31.7 x 25.5cm  
12½" x 10"  
CTN QTY 12



OVAL COUPE PLATE  
STQBOP581 27 x 22.9cm  
10½" x 9"  
CTN QTY 12



CHEFS' OVAL PLATE  
STQBVOV351 34.7 x 17.3cm  
13¾" x 6¾"  
CTN QTY 6



CHEFS' OVAL PLATE  
STQBVOV301 29.9 x 15cm  
11¾" x 5¾"  
CTN QTY 12





CHURCHILL® super vitrified

STUDIO®  
PRINTS

Natural Tones and Texture

STONE  
Zircon Brown



COUPE PLATE  
**STZBEV111** 28.8cm 11¼"  
CTN QTY 12



COUPE PLATE  
**STZBEV101** 26cm 10¼"  
CTN QTY 12



COUPE PLATE  
**STZBEVP81** 21.7cm 8½"  
CTN QTY 12



COUPE PLATE  
**STZBEVP61** 16.5cm 6½"  
CTN QTY 12



COUPE BOWL  
**STZBEVB91** 24.8cm 9¾"  
113.6cl 40oz  
CTN QTY 12



COUPE BOWL  
**STZBEVB71** 18.2cm 7¼"  
42.6cl 15oz  
CTN QTY 12



CHEFS' OBLONG PLATE No.4  
**STZBXO141** 35.5 x 18.9cm  
13" x 7½"  
CTN QTY 6



CHEFS' OBLONG PLATE No.3  
**STZBXO111** 29.8 x 15.3cm  
11¾" x 6"  
CTN QTY 12



OVAL COUPE PLATE  
**STZBOP121** 31.7 x 25.5cm  
12½" x 10"  
CTN QTY 12



OVAL COUPE PLATE  
**STZBOP581** 27 x 22.9cm  
10½" x 9"  
CTN QTY 12



CHEFS' OVAL PLATE  
**STZBOV351** 34.7 x 17.3cm  
13½" x 6¾"  
CTN QTY 6



CHEFS' OVAL PLATE  
**STZBOV301** 29.9 x 15cm  
11¾" x 5¾"  
CTN QTY 12



Covered by Churchill 5 Year Edge Chip Warranty

- Under glaze print finish meaning long-lasting results.



CHURCHILL® super vitrified


STUDIO®  
PRINTS

## MINERAL


Studio Prints Mineral is inspired by the mottled surface texture created by traditional artisan glazes. Achieved with Churchill's innovative print process, every piece is unique.

Artisan Texture


Blue



COUPE PLATE  
**MNBLEV111** 28.8cm 11¼"  
CTN QTY 12  
**MNBLEV101** 26cm 10¼"  
CTN QTY 12



COUPE PLATE  
**MNBLEVP81** 21.7cm 8½"  
CTN QTY 12  
**MNBLEVP61** 16.5cm 6½"  
CTN QTY 12



COUPE BOWL  
**MNBLEVB91** 24.8cm 9¾"  
113.6cl 40oz  
CTN QTY 12



COUPE BOWL  
**MNBLEVB71** 18.2cm 7¼"  
42.6cl 15oz  
CTN QTY 12



CHEFS' OBLONG PLATE No.4  
**MNBLO141** 35.5 x 18.9cm  
13¼" x 7½"  
CTN QTY 6



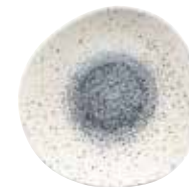
CHEFS' OBLONG PLATE No.3  
**MNBLO111** 29.8 x 15.3cm  
11½" x 6"  
CTN QTY 12



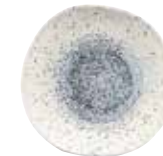
CHEFS' OVAL PLATE  
**MNBLOV351** 34.7 x 17.3cm  
13½" x 6¾"  
CTN QTY 6



CHEFS' OVAL PLATE  
**MNBLOV301** 29.9 x 15cm  
11½" x 5¾"  
CTN QTY 12



ORGANIC ROUND PLATE  
**MNBLOG111** 28.6cm 11¼"  
CTN QTY 12



ORGANIC ROUND PLATE  
**MNBLOG101** 26.4cm 10½"  
CTN QTY 12



ORGANIC ROUND PLATE  
**MNBLOG8 1** 21cm 8¼"  
CTN QTY 12  
**MNBLOG7 1** 18.6cm 7¼"  
CTN QTY 12



ORGANIC ROUND BOWL  
**MNBLOGB11** 25.3cm 9¾"  
110cl 38oz  
CTN QTY 12



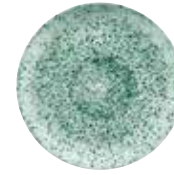
Covered by Churchill 5 Year Edge Chip Warranty

- Under glaze print finish meaning long-lasting results.


STUDIO PRINTS MINERAL • CHURCHILL SUPER VITRIFIED 151

MINERAL  
Green

Artisan Texture



COUPE PLATE  
**MNGREV111** 28.8cm 11¼"  
CTN QTY 12 ✚  
**MNGREV101** 26cm 10¼"  
CTN QTY 12 ✚



COUPE PLATE  
**MNGREVP81** 21.7cm 8½"  
CTN QTY 12 ✚  
**MNGREVP61** 16.5cm 6½"  
CTN QTY 12 ✚



COUPE BOWL  
**MNGREVB91** 24.8cm 9¾"  
113.6cl 40oz  
CTN QTY 12 ✚



COUPE BOWL  
**MNGREVB71** 18.2cm 7¼"  
42.6cl 15oz  
CTN QTY 12 ✚



CHEFS' OBLONG PLATE No.4  
**MNGRXO141** 35.5 x 18.9cm  
13¾" x 7¾"  
CTN QTY 6



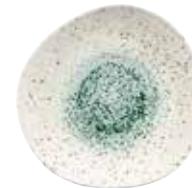
CHEFS' OBLONG PLATE No.3  
**MNGRXO111** 29.8 x 15.3cm  
11¾" x 6"  
CTN QTY 12




CHEFS' OVAL PLATE  
**MNGROV351** 34.7 x 17.3cm  
13¾" x 6¾"  
CTN QTY 6



CHEFS' OVAL PLATE  
**MNGROV301** 29.9 x 15cm  
11¾" x 5¾"  
CTN QTY 12



ORGANIC ROUND PLATE  
**MNGROG111** 28.6cm 11¼"  
CTN QTY 12



ORGANIC ROUND PLATE  
**MNGROG101** 26.4cm 10½"  
CTN QTY 12



ORGANIC ROUND PLATE  
**MNGROG81** 21cm 8¼"  
CTN QTY 12  
**MNGROG71** 18.6cm 7¼"  
CTN QTY 12



ORGANIC ROUND BOWL  
**MNGROGB11** 25.3cm 9¾"  
110cl 38oz  
CTN QTY 12





CHURCHILL® super vitrified

STUDIO®  
PRINTS

## HOMESPUN

Homespun is a contemporary take on studio ceramics, featuring a concentric pattern that emulates hand thrown pottery. Printed underglaze with a hand applied edge band, each piece of Homespun unique.

Homespun Style

Slate Blue



Featured with Sola Bali cutlery



COUPE PLATE  
SPSBV111 28.8cm 11¼"  
CTN QTY 12



COUPE PLATE  
SPSBV101 26cm 10¼"  
CTN QTY 12



COUPE PLATE  
SPSBVP81 21.7cm 8½"  
CTN QTY 12



COUPE PLATE  
SPSBVP61 16.5cm 6½"  
CTN QTY 12



COUPE BOWL  
SPSBVB91 24.8cm 9¾"  
113.6cl 40oz  
CTN QTY 12



COUPE BOWL  
SPSBVB71 18.2cm 7¼"  
42.6cl 15oz  
CTN QTY 12



OVAL PLATE  
SPSBOP121 31.7 x 25.5cm  
12½" x 10"  
CTN QTY 12



OVAL PLATE  
SPSBOP581 27 x 22.9cm  
10¾" x 9"  
CTN QTY 12



CHEFS' OBLONG PLATE No.3  
SPSBXO111 29.8 x 15.3cm  
11¾" x 6"  
CTN QTY 12



Covered by Churchill 5 Year Edge Chip Warranty

- Under glaze print finish meaning long-lasting results.

STUDIO PRINTS HOMESPUN • CHURCHILL SUPER VITRIFIED 155



CHURCHILL® super vitrified

STUDIO®  
PRINTS

Homespun Style

HOMESPUN

Stone Grey



**COUPE PLATE**  
SPSGEV111 28.8cm 11¼"  
CTN QTY 12  
SPSGEV101 26cm 10¼"  
CTN QTY 12



**COUPE PLATE**  
SPSGEV81 21.7cm 8½"  
CTN QTY 12  
SPSGEV61 16.5cm 6½"  
CTN QTY 12



**COUPE BOWL**  
SPSGVB91 24.8cm 9¾"  
113.6cl 40oz  
CTN QTY 12  
SPSGVB71 18.2cm 7¼"  
42.6cl 15oz  
CTN QTY 12



**WIDE RIM BOWL**  
SPSGVWBL1 28cm 11"  
46.8cl 16.5oz  
CTN QTY 12  
SPSGVWBM1 24cm 9½"  
28.4cl 10oz  
CTN QTY 12



**OVAL COUPE PLATE**  
SPSGOP121 31.7 x 25.5cm  
12½" x 10"  
CTN QTY 12  
SPSGOP581 27 x 22.9cm  
10¾" x 9"  
CTN QTY 12



**CHEFS' OBLONG PLATE No.4**  
SPSGXO141 35.5 x 18.9cm  
13¾" x 7½"  
CTN QTY 6  
**CHEFS' OBLONG PLATE No.3**  
SPSGXO111 29.8 x 15.3cm  
11¾" x 6"  
CTN QTY 12



**SQUARE PLATE**  
SPSGSP111 25.2cm 10"  
CTN QTY 12  
SPSGSP91 21.5cm 8½"  
CTN QTY 12



**CAPPUCCINO CUP**  
SPSGCB201 22.7cl 8oz  
H: 5.5cm  
Dia: 9.5cm  
CTN QTY 12



**SAUCER**  
SPSGCS1 15.6cm 6¼"  
CTN QTY 12  
(Fits SPSGCB201)



**ESPRESSO CUP**  
SPSGCEB91 10cl 3.5oz  
H: 5.5cm  
Dia: 6.5cm  
CTN QTY 12



**SAUCER**  
SPSGCS1 11.8cm 4½"  
CTN QTY 12  
(Fits SPSGCEB91)



**BEVERAGE POT**  
SPSGSB151 42.6cl 15oz  
H: 10.5cm  
CTN QTY 4  
**REPLACEMENT LID**  
SWHSRL151  
CTN QTY 6



**JUG**  
SPSGSJ41 11.4cl 4oz  
H: 7cm  
CTN QTY 4



**SUGAR BOWL**  
SPSGSGR1 22.7cl 8oz  
H: 6.2cm  
Dia: 9.8cm  
CTN QTY 12



Covered by Churchill 5 Year Edge Chip Warranty

- Under glaze print finish meaning long-lasting results.

STUDIO PRINTS HOMESPUN • CHURCHILL SUPER VITRIFIED 157

HOMESPUN  
Charcoal Black



COUPE PLATE  
**SPCBEV111** 28.8cm 11¼"  
CTN QTY 12 +  
**SPCBEV101** 26cm 10¼"  
CTN QTY 12 +



COUPE PLATE  
**SPCBEVP81** 21.7cm 8½"  
CTN QTY 12 +  
**SPCBEVP61** 16.5cm 6½"  
CTN QTY 12 +



COUPE BOWL  
**SPCBEVB91** 24.8cm 9¾"  
113.6cl 40oz  
CTN QTY 12 +  
**SPCBEVB71** 18.2cm 7¼"  
42.6cl 15oz  
CTN QTY 12 +



WIDE RIM BOWL  
**SPCBVWBL1** 28cm 11"  
46.8cl 16.5oz  
CTN QTY 12 +  
**SPCBVWBM1** 24cm 9½"  
28.4cl 10oz  
CTN QTY 12 +



OVAL COUPE PLATE  
**SPCBOP121** 31.7 x 25.5cm  
12½" x 10"  
CTN QTY 12 +  
**SPCBOP581** 27 x 22.9cm  
10¾" x 9"  
CTN QTY 12 +



CHEFS' OBLONG PLATE No.4  
**SPCBXO141** 35.5 x 18.9cm  
13¾" x 7¾"  
CTN QTY 6  
**SPCBXO111** 29.8 x 15.3cm  
11¾" x 6"  
CTN QTY 12



SQUARE PLATE  
**SPCBSP111** 25.2cm 10"  
CTN QTY 12  
**SPCBSP91** 21.5cm 8½"  
CTN QTY 12



CAPPUCCINO CUP  
**SPCBCB201** 22.7cl 8oz  
H: 5.5cm  
Dia: 9.5cm  
CTN QTY 12 +



SAUCER  
**SPCBCSS1** 15.6cm 6¼"  
CTN QTY 12 +  
(Fits SPCBCB201)



ESPRESSO CUP  
**SPCBCEB91** 10cl 3.5oz  
H: 5.5cm  
Dia: 6.5cm  
CTN QTY 12 +



SAUCER  
**SPCBCSS1** 11.8cm 4½"  
CTN QTY 12 +  
(Fits SPCBCEB91)



BEVERAGE POT  
**SPCBCS151** 42.6cl 15oz  
H: 10.5cm  
CTN QTY 4  
REPLACEMENT LID  
**SPGSR151**  
CTN QTY 6



JUG  
**SPCBSJ41** 11.4cl 4oz  
H: 7cm  
CTN QTY 4



SUGAR BOWL  
**SPCBSGR1** 22.7cl 8oz  
H: 6.2cm  
Dia: 9.8cm  
CTN QTY 12 +





CHURCHILL® super vitrified

STUDIO®  
PRINTS

## AGANO

The Studio Prints Agano design is a contemporary take on traditional Japanese ceramics. Ideal for food presentation, the linear and radial pattern draws the eye to the centre of the plate.

Radial Linear Lines



## Black



COUPE PLATE  
**AGBLEV111** 28.8cm 11¼"  
CTN QTY 12  
**AGBLEV101** 26cm 10¼"  
CTN QTY 12



COUPE PLATE  
**AGBLEVP81** 21.7cm 8½"  
CTN QTY 12  
**AGBLEVP61** 16.5cm 6½"  
CTN QTY 12



COUPE BOWL  
**AGBLEVB91** 24.8cm 9¼"  
113.6cl 40oz  
CTN QTY 12



COUPE BOWL  
**AGBLEVB71** 18.2cm 7¼"  
42.6cl 15oz  
CTN QTY 12



CHEFS' OBLONG PLATE No.4  
**AGBLO141** 35.5 x 18.9cm  
13¾" x 7½"  
CTN QTY 6



CHEFS' OBLONG PLATE No.3  
**AGBLO111** 29.8 x 15.3cm  
11¾" x 6"  
CTN QTY 12



CHEFS' OVAL PLATE  
**AGBLOV351** 34.7 x 17.3cm  
13¾" x 6¾"  
CTN QTY 6



CHEFS' OVAL PLATE  
**AGBLOV301** 29.9 x 15cm  
11¾" x 5¾"  
CTN QTY 12

## Blue



CHEFS' OBLONG PLATE No.4  
**AGBUXO141** 35.5 x 18.9cm  
13¾" x 7½"  
CTN QTY 6



CHEFS' OBLONG PLATE No.3  
**AGBUXO111** 29.8 x 15.3cm  
11¾" x 6"  
CTN QTY 12



CHEFS' OVAL PLATE  
**AGBUOV351** 34.7 x 17.3cm  
13¾" x 6¾"  
CTN QTY 6



CHEFS' OVAL PLATE  
**AGBUOV301** 29.9 x 15cm  
11¾" x 5¾"  
CTN QTY 12



Covered by Churchill 5 Year Edge Chip Warranty

- Under glaze print finish meaning long-lasting results.

STUDIO PRINTS AGANO • CHURCHILL SUPER VITRIFIED 161



CHURCHILL® super vitrified

STUDIO®  
PRINTS

Inspired by pottery glazing techniques

Fluid and Breccia are feature piece designs, perfect for mixing with other Studio Prints designs. The Fluid design is a modern interpretation of the patterns and texture created by the fluidity of ceramic glazes. Breccia emulates the intricate cracked pattern of glazes used on artisan pottery.



## Breccia Agate Grey



AGATE GREY  
CHEFS' OBLONG PLATE No. 4  
**BRAGXO141** 35.5 x 18.9cm  
13 3/4" x 7 1/2"  
CTN QTY 6



AGATE GREY  
CHEFS' OBLONG PLATE No. 3  
**BRAGXO111** 29.8 x 15.3cm  
11 3/4" x 6"  
CTN QTY 12



AGATE GREY  
CHEFS' OBLONG PLATE No. 6  
**BRAGOBL21** 23.7 x 15.7cm  
9 1/2" x 6 1/8"  
CTN QTY 12


## Fluid Pearl Grey



PEARL GREY  
CHEFS' TRIANGLE PLATE  
**FLPGTC351** 35.5 x 18.8cm  
13 3/4" x 7 1/2"  
CTN QTY 6



PEARL GREY  
CHEFS' TRIANGLE PLATE  
**FLPGTC301** 30.4 x 20.5cm  
12" x 8"  
CTN QTY 6



PEARL GREY  
CHEFS' TRIANGLE PLATE  
**FLPGTC261** 26.5 x 20.5cm  
10 1/2" x 8"  
CTN QTY 12



- Under glaze print finish meaning long-lasting results.

CHURCHILL® super vitrified

# VINTAGE PRINTS

Eclectic Mediterranean Pattern


## MED TILES

The Med Tiles design is an impression of the antique Moorish tiles found in the Mediterranean cities of Spain, Portugal and North Africa. Inspired by the vast heritage behind these patterns, the design features a worn and aged look.

Aquamarine



DEEP COUPE PLATE  
**MTAQPDP271** 28.1cm 11"  
H: 3.7cm  
CTN QTY 12



DEEP COUPE PLATE  
**MTAQPDP251** 25.5cm 10"  
H: 3.5cm  
CTN QTY 12



CHEFS' OBLONG PLATE No.4  
**MTAQXO141** 35.5 x 18.9cm  
13 7/8" x 7 5/8"  
CTN QTY 6



CHEFS' OBLONG PLATE No.3  
**MTAQXO111** 29.8 x 15.3cm  
11 3/4" x 6"  
CTN QTY 12

### COMPLEMENTARY ITEMS:



AQUAMARINE  
COUPE PLATE  
**STAMEV111** 28.8cm 11 1/2"  
CTN QTY 12



AQUAMARINE  
COUPE PLATE  
**STAMEV101** 26cm 10 1/4"  
CTN QTY 12



AQUAMARINE  
COUPE PLATE  
**STAMEVP81** 21.7cm 8 5/8"  
CTN QTY 12



AQUAMARINE  
COUPE PLATE  
**STAMEVP61** 16.5cm 6 1/2"  
CTN QTY 12



SNACK BOWL  
**RBBLBS141** 40cl 14oz  
H: 6.5cm  
Dia: 13cm 5/4"  
CTN QTY 12



SHALLOW BOWL  
**RBBLBS891** 26cl 9oz  
H: 4.5cm  
Dia: 13cm 5/4"  
CTN QTY 12



DEEP BOWL  
**RBBLSD81** 24cl 8.4oz  
H: 6cm  
Dia: 10.2cm 4"  
CTN QTY 12



DIP POT  
**RBBLSD41** 11cl 4oz  
H: 5cm  
Dia: 8.5cm 3 3/4"  
CTN QTY 12





CHURCHILL® super vitrified

# VINTAGE PRINTS

Mix and Match Vintage

Our Vintage Prints collection includes a medley of Calico, Rose Chintz and Toile pieces, taken from traditional print in our archives. Perfect as sharing platters or to add charm to key signature dishes, the pieces can be mixed and matched so every selection is unique.



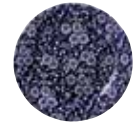
WILLOW VICTORIAN CALICO PLATE  
CAW VP111 30.5cm 12"  
CTN QTY 6




WILLOW VICTORIAN CALICO PLATE  
CAW VP581 27.6cm 10 7/8"  
CTN QTY 6



WILLOW VICTORIAN CALICO PLATE  
CAW VP8 1 21cm 8 1/4"  
CTN QTY 6



WILLOW VICTORIAN CALICO PLATE  
CAW VP651 17cm 6 5/8"  
CTN QTY 6



WILLOW VICTORIAN CALICO OVAL DISH  
CAW RD141 36.5 x 29.3cm  
14 1/8" x 11 1/2"  
CTN QTY 6



WILLOW VICTORIAN CALICO RIMMED BOWL  
CAW VR5B1 24.9cm 9 7/8"  
50cl 17.5oz  
CTN QTY 6



CRANBERRY VICTORIAN CALICO PLATE  
CAC VP111 30.5cm 12"  
CTN QTY 6



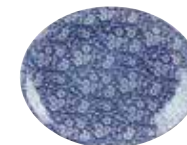
CRANBERRY VICTORIAN CALICO OVAL DISH  
CAC RD141 36.5 x 29.3cm  
14 1/8" x 11 1/2"  
CTN QTY 6




PRAGUE VICTORIAN CALICO PLATE  
CAP VP111 30.5cm 12"  
CTN QTY 6



PRAGUE VICTORIAN CALICO PLATE  
CAP VP8 1 21cm 8 1/4"  
CTN QTY 6



PRAGUE VICTORIAN CALICO OVAL PLATE  
CAP OP121 31.7 x 25.5cm  
12 1/2" x 10"  
CTN QTY 6



PRAGUE VICTORIAN CALICO RIMMED BOWL  
CAP VR5B1 24.9cm 9 7/8"  
50cl 17.5oz  
CTN QTY 6



PRAGUE TOILE PLATE  
TOP VP111 30.5cm 12"  
CTN QTY 6  
TOP VP581 27.6cm 10 7/8"  
CTN QTY 6  
TOP VP8 1 21cm 8 1/4"  
CTN QTY 6  
TOP VP651 17cm 6 5/8"  
CTN QTY 6



PRAGUE TOILE OVAL RIMMED DISH  
TOP RD141 36.5 x 29.3cm  
14 1/8" x 11 1/2"  
CTN QTY 6



PRAGUE TOILE DEEP COUPE PLATE  
TOP PD271 28.1cm 11"  
H: 3.7cm  
CTN QTY 12  
TOP PD251 25.5cm 10"  
H: 3.5cm  
CTN QTY 12



PRAGUE TOILE DEEP COUPE PLATE  
TOP PD221 22.5cm 8 7/8"  
H: 2.7cm  
CTN QTY 12



Covered by Churchill 5 Year Edge Chip Warranty

- Under glaze print finish meaning long-lasting results.



# VINTAGE PRINTS



PRAGUE ROSE CHINTZ PLATE  
**RCP VP111** 30.5cm 12"  
 CTN QTY 6  
**RCP VP581** 27.6cm 10 7/8"  
 CTN QTY 6



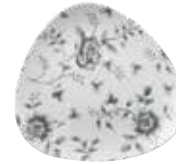
PRAGUE ROSE CHINTZ PLATE  
**RCP VP8 1** 21cm 8 1/4"  
 CTN QTY 6



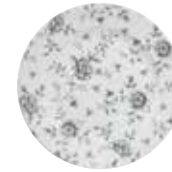
PRAGUE ROSE CHINTZ TRIANGLE PLATE  
**RCP TR9 1** 22.9cm 9"  
 CTN QTY 12  
**RCP TR7 1** 19.2cm 7 1/2"  
 CTN QTY 12



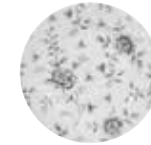
PRAGUE ROSE CHINTZ RECTANGULAR TILE  
**RCP RST 1** 37.6 x 14cm  
 14 1/4" x 5 1/2"  
 CTN QTY 4  
 (Fits ZCAWWBDD1)



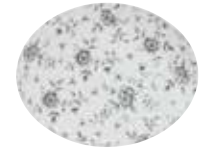
GREY ROSE CHINTZ TRIANGLE PLATE  
**RCG TR9 1** 22.9cm 9"  
 CTN QTY 12  
**RCG TR7 1** 19.2cm 7 1/2"  
 CTN QTY 12



GREY ROSE CHINTZ PLATE  
**RCG VP111** 30.5cm 12"  
 CTN QTY 6  
**RCG VP581** 27.6cm 10 7/8"  
 CTN QTY 6



GREY ROSE CHINTZ PLATE  
**RCG VP8 1** 21cm 8 1/4"  
 CTN QTY 6  
**RCG VP651** 17cm 6 5/8"  
 CTN QTY 6



GREY ROSE CHINTZ OVAL PLATE  
**RCG OP121** 31.7cm x 25.5cm  
 12 1/2" x 10"  
 CTN QTY 6



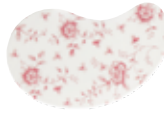
CRANBERRY ROSE CHINTZ PLATE  
**RCC VP111** 30.5cm 12"  
 CTN QTY 6  
**RCC VP581** 27.6cm 10 7/8"  
 CTN QTY 6



CRANBERRY ROSE CHINTZ PLATE  
**RCC VP651** 17cm 6 5/8"  
 CTN QTY 6



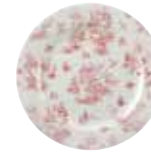
CRANBERRY ROSE CHINTZ OVAL PLATE  
**RCC OP121** 31.7 x 25.5cm  
 12 1/2" x 10"  
 CTN QTY 6



CRANBERRY ROSE CHINTZ TILE  
**RCC ATE 1** 26.5 x 17cm  
 10 1/2" x 6 5/8"  
 CTN QTY 4



CRANBERRY TOILE PLATE  
**TOC VP111** 30.5cm 12"  
 CTN QTY 6



CRANBERRY TOILE PLATE  
**TOC VP8 1** 21cm 8 1/4"  
 CTN QTY 6



CRANBERRY TOILE CHEFS OBLONG PLATE No. 4  
**TOC XO141** 35.5 x 18.9cm  
 13 7/8" x 7 3/8"  
 CTN QTY 6



CRANBERRY TOILE CHEFS OBLONG PLATE No. 3  
**TOC XO111** 29.8cm x 15.3cm  
 11 3/4" x 6"  
 CTN QTY 12



GEORGIAN TEACUP  
**WH GTC71** 19.8cl 7oz  
 H: 7cm  
 Dia: 9cm  
 CTN QTY 12



BLUE WILLOW GEORGIAN TEACUP  
**BWL GTC71** 19.8cl 7oz  
 H: 7cm  
 Dia: 9cm  
 CTN QTY 12



BLUE BRAMBLE GEORGIAN TEACUP  
**BBA GTC71** 19.8cl 7oz  
 H: 7cm  
 Dia: 9cm  
 CTN QTY 12



CRANBERRY WILLOW GEORGIAN TEACUP  
**CWL GTC71** 19.8cl 7oz  
 H: 7cm  
 Dia: 9cm  
 CTN QTY 12



CRANBERRY BRAMBLE GEORGIAN TEACUP  
**CBA GTC71** 19.8cl 7oz  
 H: 7cm  
 Dia: 9cm  
 CTN QTY 12



BLUE WILLOW SANDRINGHAM TEA/COFFEE POT  
**BWL PS301** 85.2cl 30oz  
 H: 17.5cm  
 CTN QTY 4  
 REPLACEMENT LID  
**BWL LS301**  
 CTN QTY 6



BLUE WILLOW SANDRINGHAM TEA/COFFEE POT  
**BWL PS151** 42cl 15oz  
 H: 14.5cm  
 CTN QTY 4  
 REPLACEMENT LID  
**BWL LS151**  
 CTN QTY 6



BLUE WILLOW SANDRINGHAM JUG  
**BWL JS501** 28cl 10oz  
 H: 12cm  
 CTN QTY 4



BLUE WILLOW SANDRINGHAM JUG  
**BWL JS251** 14cl 5oz  
 H: 10cm  
 CTN QTY 4



BLUE WILLOW OPEN SANDRINGHAM SUGAR BOWL  
**BWL B35 1** 9cm 3 1/2"  
 CTN QTY 12



SUGAR BOWL LID  
**BWL LS 1**  
 CTN QTY 6



GEORGIAN SAUCER  
**WH GTS 1** 14.1cm 5 1/2"  
 CTN QTY 12  
 (Fits all teacups above)




BLUE WILLOW GEORGIAN SAUCER  
**BWL GTS 1** 14.1cm 5 1/2"  
 CTN QTY 12  
 (Fits all teacups above)



BLUE BRAMBLE GEORGIAN SAUCER  
**BBA GTS 1** 14.1cm 5 1/2"  
 CTN QTY 12  
 (Fits all teacups above)



CRANBERRY WILLOW GEORGIAN SAUCER  
**CWL GTS 1** 14.1cm 5 1/2"  
 CTN QTY 12  
 (Fits all teacups above)



CRANBERRY BRAMBLE GEORGIAN SAUCER  
**CBA GTS 1** 14.1cm 5 1/2"  
 CTN QTY 12  
 (Fits all teacups above)



# RETRO BLUE

Simply Nostalgic

Laid-back and nostalgic Retro Blue features a wide edge band in cobalt blue, inspired by traditional enamelware with the all the performance attributes and food safety benefits of ceramics



Featured with Sola Donau cutlery



COUPE PLATE  
**WHBBEV111** 28.8cm 11¼"  
CTN QTY 12



COUPE PLATE  
**WHBBEV101** 26cm 10¼"  
CTN QTY 12



COUPE PLATE  
**WHBBEV81** 21.7cm 8½"  
CTN QTY 12



COUPE PLATE  
**WHBBEV61** 16.5cm 6½"  
CTN QTY 12



COUPE BOWL  
**WHBBPLC21** 31cm 12"  
240cl 84.5oz  
CTN QTY 6



COUPE BOWL  
**WHBBEV891** 24.8cm 9¾"  
113.6cl 40oz  
CTN QTY 12



COUPE BOWL  
**WHBBEV871** 18.2cm 7¼"  
42.6cl 15oz  
CTN QTY 12



ROUND PIE DISH  
**WHBBRPD1** 13.5cm 5¼"  
50cl 17.6oz  
CTN QTY 12



RAMEKIN  
**WHBBLRK1** 9cm 3½"  
19.5cl 6.9oz  
CTN QTY 24



RAMEKIN  
**WHBBSRK1** 7cm 2¾"  
9cl 3.2oz  
CTN QTY 24



CUP  
**WHBBS121** 34cl 12oz  
H: 8.5cm  
Dia: 8.5cm  
CTN QTY 12



COUPE SAUCER  
**WHBB86 1** 16cm 6¼"  
CTN QTY 24  
(Fits WHBBS121)



CHURCHILL® super vitrified

# MORESQUE PRINTS

Dimensions of Colour

Moresque Prints are the perfect accent pieces to mix with other designs in the Churchill portfolio. The Mediterranean inspired pattern is perfect for the presentation of global cuisines from Middle Eastern to South American.



MORESQUE  
BLUE PLATE  
MQBLVP111 30.5cm 12"  
CTN QTY 12



MORESQUE  
BLUE PLATE  
MQBLVP581 27.6cm 10 7/8"  
CTN QTY 12



MORESQUE  
ORANGE PLATE  
MQCOVP111 30.5cm 12"  
CTN QTY 12



MORESQUE  
ORANGE PLATE  
MQCOVP581 27.6cm 10 7/8"  
CTN QTY 12

## COMPLEMENTARY ITEMS:



RIPPLE  
BOWL  
BCBLSBRP1 13 x 7.4cm  
5 1/4" x 2 7/8"  
56cl 19.7oz  
CTN QTY 6



RIPPLE SNACK  
BOWL  
BCBLRP101 12 x 5.7cm  
4 7/8" x 2 1/4"  
28cl 10oz  
CTN QTY 12



DIP POT / RAMEKIN  
ZCAGR2 1 6.5cm 2 1/2"  
5.7cl 2oz  
CTN QTY 6



DIP POT / RAMEKIN  
ZCRTRP2 1 6.5cm 2 1/2"  
5.7cl 2oz  
CTN QTY 6



Covered by Churchill 5 Year Edge Chip Warranty

- Under glaze print finish meaning long-lasting results.



CHURCHILL® super vitrified

NEW COLLECTION

# EMERGE®

Artisan Look, Engineered Performance

Emerge is a collection of stylish tableware decorated in artisan style glazes. The appearance of studio pottery is created through glaze finishes and an exposed biscuit base in the earthy Churchill Emerge coloured body.



## CINNAMON BROWN



SHALLOW TRAY  
**EMBRET231** 23.3 x 10 x 3.3cm  
9 1/4 x 4 x 1 1/4"  
CTN QTY 6



SHALLOW TRAY  
**EMBRET171** 17.3 x 11.9 x 3.3cm  
6 3/4 x 4 3/4 x 1 1/4"  
CTN QTY 6



SHALLOW TRAY  
**EMBRET121** 12 x 9 x 3.3cm  
4 3/4 x 3 1/2 x 1 1/4"  
CTN QTY 6



DEEP DISH  
**EMBRED171** 17.3 x 11.9 x 5cm  
6 3/4 x 4 3/4 x 2"  
CTN QTY 6  
**EMBRED121** 12 x 8.8 x 5cm  
4 3/4 x 3 1/2 x 2"  
CTN QTY 6



DIP POT  
**EMBREM21** 5.7cl 2oz  
H: 3.9cm  
Dia: 6cm  
CTN QTY 12



DEEP BOWL  
**EMBREM81** 25.5cl 9oz  
H: 5.7cm  
Dia: 9cm  
CTN QTY 12



CHIP MUG  
**EMBREM111** 31.2cl 11oz  
H: 7.7cm  
Dia: 8.6cm  
CTN QTY 12



DEEP BOWL  
**EMBREM401** 113.6cl 40oz  
H: 7.5cm  
Dia: 15.8cm  
CTN QTY 6  
**EMBREM161** 45.4cl 16oz  
H: 5.9cm  
Dia: 12cm  
CTN QTY 12

## OSLO BLUE



SHALLOW TRAY  
**EMBLET231** 23.3 x 10 x 3.3cm  
9 1/4 x 4 x 1 1/4"  
CTN QTY 6



SHALLOW TRAY  
**EMBLET171** 17.3 x 11.9 x 3.3cm  
6 3/4 x 4 3/4 x 1 1/4"  
CTN QTY 6



SHALLOW TRAY  
**EMBLET121** 12 x 9 x 3.3cm  
4 3/4 x 3 1/2 x 1 1/4"  
CTN QTY 6



DEEP DISH  
**EMBLED171** 17.3 x 11.9 x 5cm  
6 3/4 x 4 3/4 x 2"  
CTN QTY 6  
**EMBLED121** 12 x 8.8 x 5cm  
4 3/4 x 3 1/2 x 2"  
CTN QTY 6



DIP POT  
**EMBLEM21** 5.7cl 2oz  
H: 3.9cm  
Dia: 6cm  
CTN QTY 12



DEEP BOWL  
**EMBLEM81** 25.5cl 9oz  
H: 5.7cm  
Dia: 9cm  
CTN QTY 12



CHIP MUG  
**EMBLEM111** 31.2cl 11oz  
H: 7.7cm  
Dia: 8.6cm  
CTN QTY 12



DEEP BOWL  
**EMBLEM401** 113.6cl 40oz  
H: 7.5cm  
Dia: 15.8cm  
CTN QTY 6  
**EMBLEM161** 45.4cl 16oz  
H: 5.9cm  
Dia: 12cm  
CTN QTY 12

CHURCHILL® super vitrified

NEW COLLECTION

# VELLUM®

SEMI MATTE GLAZE

## WHITE

Subtle and tactile, Vellum is finished in an innovative and durable semi-matte glaze, specially formulated to meet key British Standards for the hospitality industry. The minimalist Vellum collection offers a neutral platform to create striking food presentation.

Tactile Minimalism



Featured with Churchill Evolve cutlery



**COUPE PLATE**  
**WHVMEV111** 28.8cm 11½"  
 CTN QTY 12 +  
**WHVMEV101** 26cm 10¼"  
 CTN QTY 12 +



**COUPE PLATE**  
**WHVMEVP81** 21.7cm 8½"  
 CTN QTY 12 +  
**WHVMEVP61** 16.5cm 6½"  
 CTN QTY 12 +



**COUPE BOWL**  
**WHVMEVB91** 24.8cm 9¾"  
 113.6cl 40oz  
 CTN QTY 12 +  
**WHVMEVB71** 18.2cm 7¼"  
 42.6cl 15oz  
 CTN QTY 12 +



**CHEFS' WALLED PLATE**  
**WHVMWP261** 26cm 10¼"  
 H: 2cm  
 CTN QTY 6  
**WHVMWP211** 21cm 8¼"  
 H: 2cm  
 CTN QTY 6



**TRIANGLE PLATE**  
**WHVMTR101** 26.5cm 10½"  
 CTN QTY 12  
**WHVMTR9 1** 22.9cm 9"  
 CTN QTY 12



**TRIANGLE PLATE**  
**WHVMTR7 1** 19.2cm 7½"  
 CTN QTY 12



**TRIANGLE BOWL**  
**WHVMTRB91** 23.5cm 9¼"  
 60cl 21oz  
 CTN QTY 12



**TRIANGLE BOWL**  
**WHVMTRB71** 18.5cm 7¼"  
 37cl 13oz  
 CTN QTY 12



**CHEFS' OBLONG PLATE No.4**  
**WHVMXO141** 35.5 x 18.9cm  
 13¾ x 7¾"  
 CTN QTY 6



**CHEFS' OBLONG PLATE No.3**  
**WHVMXO111** 29.8 x 15.3cm  
 11¾ x 6"  
 CTN QTY 12



**CAPPUCCINO CUP**  
**WHVMCB281** 34cl 12oz  
 H: 5.5cm  
 Dia: 11cm  
 CTN QTY 12 +  
**WHVMCB201** 22.7cl 8oz  
 H: 5.5cm  
 Dia: 9.5cm  
 CTN QTY 12 +



**SAUCER**  
**WHVMCS1 1** 15.6cm 6¼"  
 CTN QTY 12 +  
 (Fits WHVMCB281  
 & WHVMCB201)



**ESPRESSO CUP**  
**WHVMCEB91** 10cl 3.5oz  
 H: 5.5cm  
 Dia: 6.5cm  
 CTN QTY 12 +



**ESPRESSO SAUCER**  
**WHVMSS1 1** 11.8cm 4½"  
 CTN QTY 12 +  
 (Fits WHVMCEB91)



**MUG**  
**WHVMVM121** 34cl 12oz  
 H: 11cm  
 Dia: 8cm  
 CTN QTY 12 +



**SUGAR BOWL**  
**WHVMSSGR1** 22.7cl 8oz  
 H: 6.2cm  
 Dia: 9.8cm  
 CTN QTY 12 +



+ Covered by Churchill 5 Year Edge Chip Warranty

CHURCHILL® super vitrified

# ISLA

Reminiscent of the Coastline

**NEW COLOUR**

## COASTAL SAND

Coastal Sand is a hand applied spinwash that enhances the intricate Isla embossment. The soft, neutral tone is inspired by the shoreline and is perfect for mixing with Isla white and other spinwash colours.



Featured with Churchill Isla cutlery



**PRESENTATION PLATE**  
**ANISIP121** 30.5cm 12"  
CTN QTY 12



**FOOTED PLATE**  
**ANISIF581** 27.6cm 10 7/8"  
CTN QTY 12



**PLATE**  
**ANISIP8 1** 21cm 8 1/4"  
CTN QTY 12



**PLATE**  
**ANISIP651** 17cm 6 5/8"  
CTN QTY 12



**DEEP COUPE PLATE**  
**ANISID271** 28.1cm 11"  
H: 3.7cm  
CTN QTY 12



**DEEP COUPE PLATE**  
**ANISID251** 25.5cm 10"  
H: 3.5cm  
CTN QTY 12



**WIDE RIM BOWL**  
**ANISIWBL1** 28cm 11"  
46.8cl 16.5oz  
CTN QTY 12



**WIDE RIM BOWL**  
**ANISIWBM1** 24cm 9 1/2"  
28.4cl 10oz  
CTN QTY 12



Covered by Churchill 5 Year Edge Chip Warranty

CF Items with a fully glazed foot

ISLA • CHURCHILL SUPER VITRIFIED 179



CHURCHILL® super vitrified

# ISLA

Reminiscent of the Coastline

## SHALE GREY

The distinctive and elegant Isla embossment emulates the natural beauty and patterns of the coast. Enhanced with colour, the intricate Isla embossment intensifies with the addition of Shale Grey. Statement colour items within the collection complement the full white embossed range.



**PRESENTATION PLATE**  
SHISIP121 30.5cm 12"  
CTN QTY 12



**FOOTED PLATE**  
SHISIF111 30.5cm 12"  
CTN QTY 12



**FOOTED PLATE**  
SHISIF581 27.6cm 10 3/4"  
CTN QTY 12



**FOOTED PLATE**  
SHISIF101 26.1cm 10 1/4"  
CTN QTY 12



**FOOTED PLATE**  
SHISIF91 23.4cm 9 1/4"  
CTN QTY 12



**PLATE**  
SHISIP81 21cm 8 1/4"  
CTN QTY 12



**PLATE**  
SHISIP451 17cm 6 3/4"  
CTN QTY 12



**DEEP COUPE PLATE**  
SHISID271 28.1cm 11"  
H: 3.7cm  
CTN QTY 12



**DEEP COUPE PLATE**  
SHISID251 25.5cm 10"  
H: 3.5cm  
CTN QTY 12



**DEEP COUPE PLATE**  
SHISID221 22.5cm 8 3/4"  
H: 2.7cm  
CTN QTY 12



**WIDE RIM BOWL**  
SHISIWBL1 28cm 11"  
46.8cl 16.5oz  
CTN QTY 12



**WIDE RIM BOWL**  
SHISIWBM1 24cm 9 1/2"  
28.4cl 10oz  
CTN QTY 12



Covered by Churchill 5 Year Edge Chip Warranty

Items with a fully glazed foot

ISLA • CHURCHILL SUPER VITRIFIED 181

CHURCHILL® super vitrified

# ISLA

Reminiscent of the Coastline

## OCEAN BLUE

Inspired by the shoreline, the stylish Isla design delivers on performance and durability. The hand applied spinwash in striking Ocean Blue, enhances the intricate embossment, creating perfect feature piece items to combine with the Isla White collection.



Featured with Churchill Isla cutlery



PRESENTATION PLATE  
**OCISIP121** 30.5cm 12"  
CTN QTY 12



FOOTED PLATE  
**OCISIF111** 30.5cm 12"  
CTN QTY 12



FOOTED PLATE  
**OCISIF581** 27.6cm 10 7/8"  
CTN QTY 12



FOOTED PLATE  
**OCISIF101** 26.1cm 10 1/4"  
CTN QTY 12



FOOTED PLATE  
**OCISIF9 1** 23.4cm 9 1/8"  
CTN QTY 12



PLATE  
**OCISIP8 1** 21cm 8 1/4"  
CTN QTY 12



PLATE  
**OCISIP651** 17cm 6 5/8"  
CTN QTY 12



DEEP COUPE PLATE  
**OCISID271** 28.1cm 11"  
H: 3.7cm  
CTN QTY 12



DEEP COUPE PLATE  
**OCISID251** 25.5cm 10"  
H: 3.5cm  
CTN QTY 12



DEEP COUPE PLATE  
**OCISID221** 22.5cm 8 7/8"  
H: 2.7cm  
CTN QTY 12



WIDE RIM BOWL  
**OCISIBL1** 28cm 11"  
46.8cl 16.5oz  
CTN QTY 12



WIDE RIM BOWL  
**OCISIBM1** 24cm 9 1/2"  
28.4cl 10oz  
CTN QTY 12



Covered by Churchill 5 Year Edge Chip Warranty

Items with a fully glazed foot

ISLA • CHURCHILL SUPER VITRIFIED 183

**NEW ADDITIONS**

# ISLA

Inspired by the Shoreline

The contemporary and intricate Isla design is inspired by shapes and textures found along the seashore. Featured on a comprehensive range of tableware shapes and beverage items, the modern yet graceful Isla embossment is reminiscent of the coastline.



**PRESENTATION PLATE**  
WHISIP121 30.5cm 12"  
CTN QTY 12



**FOOTED PLATE**  
WHISIF111 30.5cm 12"  
CTN QTY 12



**FOOTED PLATE**  
WHISIF581 27.6cm 10 7/8"  
CTN QTY 12



**FOOTED PLATE**  
WHISIF101 26.1cm 10 1/4"  
CTN QTY 12



**FOOTED PLATE**  
WHISIF9 1 23.4cm 9 1/4"  
CTN QTY 12



**PLATE**  
WHISIF8 1 21cm 8 1/4"  
CTN QTY 12



**PLATE**  
WHISIF61 17cm 6 5/8"  
CTN QTY 12



**TOPAZ BLUE DEEP COUPE PLATE**  
RKTBD271 28.1cm 11"  
H: 3.7cm  
CTN QTY 12



**TOPAZ BLUE DEEP COUPE PLATE**  
RKTBD251 25.5cm 10"  
H: 3.5cm  
CTN QTY 12



**QUARTZ BLACK DEEP COUPE PLATE**  
RKBQID271 28.1cm 11"  
H: 3.7cm  
CTN QTY 12



**QUARTZ BLACK DEEP COUPE PLATE**  
RKBQID251 25.5cm 10"  
H: 3.5cm  
CTN QTY 12



**DEEP COUPE PLATE**  
WHISID271 28.1cm 11"  
H: 3.7cm  
CTN QTY 12

**NEW SHAPE**



**DEEP COUPE PLATE**  
WHISID251 25.5cm 10"  
H: 3.5cm  
CTN QTY 12  
WHISID221 22.5cm 8 3/4"  
H: 2.7cm  
CTN QTY 12

**NEW SHAPE**



**ORGANIC ROUND PLATE**  
WHISO111 28.6cm 11 1/4"  
CTN QTY 12



**ORGANIC ROUND PLATE**  
WHISO101 26.4cm 10 3/8"  
CTN QTY 12

**NEW SHAPE**



**ORGANIC ROUND PLATE**  
WHISO18 1 21cm 8 1/4"  
CTN QTY 12





# ISLA



**WIDE RIM BOWL**  
**WHISIWBL1** 28cm 11"  
 46.8cl 16.5oz  
 CTN QTY 12  
**WHISIWBM1** 24cm 9½"  
 28.4cl 10oz  
 CTN QTY 12



**PASTA BOWL**  
**WHISIPPB1** 30.8cm 12¼"  
 87.5cl 30.5oz  
 CTN QTY 12



**RIMMED BOWL**  
**WHISIRSb1** 24.9cm 9¾"  
 50cl 17.5oz  
 CTN QTY 12



**OATMEAL BOWL**  
**WHISIPOB1** 17cm 6⅝"  
 25.5cl 9oz  
 CTN QTY 12



**CHEFS' OBLONG PLATE**  
**WHISIO141** 35.5 x 18.9cm  
 13¾" x 7¾"  
 CTN QTY 6  
**WHISIO111** 29.5 x 15cm  
 11¾" x 6"  
 CTN QTY 12

NEW SHAPE



**CHEFS' TRIANGLE PLATE**  
**WHISIC351** 35.5 x 18.8cm  
 13¾ x 7¾"  
 CTN QTY 6



NEW SHAPE

**CHEFS' TRIANGLE PLATE**  
**WHISIC301** 30.4 x 20.5cm  
 12 x 8"  
 CTN QTY 6



**CONSUMME BOWL**  
**WHISIB141** 36cl 12.6oz  
 CTN QTY 6  
 (Fits WH FS6 1)



**STACKING CUP**  
**WHISISC81** 22cl 8oz  
 H: 7cm  
 Dia: 8.5cm  
 CTN QTY 12



**COFFEE CUP**  
**WHISIT121** 34cl 12oz  
 H: 7cm  
 Dia: 10.5cm  
 CTN QTY 12



**TEA CUP**  
**WHISIT8 1** 22cl 8oz  
 H: 6.5cm  
 Dia: 9.5cm  
 CTN QTY 12



**SAUCER**  
**WHISIM 1** 15cm 5⅞"  
 CTN QTY 12  
 (Fits WHISISC81, WHISIT121,  
 WHISIT8 1)



**STACKING CUP**  
**WHISIC31** 9cl 3oz  
 H: 5.3cm  
 Dia: 6cm  
 CTN QTY 12



**ESPRESSO CUP**  
**WHISIE3 1** 11cl 3.9oz  
 H: 5.8cm  
 Dia: 6.4cm  
 CTN QTY 12



**SAUCER**  
**WHISS5 1** 12.8cm 5"  
 CTN QTY 12  
 Fits WHISIC31, WHISIE3 1)



**MUG**  
**WHISIM121** 34cl 12oz  
 H: 11cm  
 Dia: 10.6cm  
 CTN QTY 12



**BEVERAGE POT**  
**WHISIT301** 85.2cl 30oz  
 H: 15cm  
 CTN QTY 4  
**REPLACEMENT LID**  
**WHISL30 1**  
 CTN QTY 6



**BEVERAGE POT**  
**WHISIT151** 42.6cl 15oz  
 H: 10.5cm  
 CTN QTY 4  
**REPLACEMENT LID**  
**WHISL15 1**  
 CTN QTY 6



**STAINLESS STEEL  
 TEA FILTER**  
**SS TF 1** H: 7.2cm 2⅞"  
 Dia: 6cm 2¼"  
 CTN QTY 4  
 (Fits WHISIT151)



**JUG**  
**WHISUG81** 22.7cl 8oz  
 H: 7cm  
 CTN QTY 4



**JUG**  
**WHISUG41** 11.4cl 4oz  
 H: 5.5cm  
 CTN QTY 4



**JUG**  
**WHISUG21** 5.6cl 2oz  
 H: 4.4cm  
 CTN QTY 12



**OPEN SUGAR BOWL**  
**WHISIGR1** 22.7cl 8oz  
 H: 6.2cm  
 Dia: 9.8cm  
 CTN QTY 12  
**OPTIONAL LID (plain)**  
**WH SSDL1**  
 CTN QTY 12



See Churchill Isla cutlery on page 324 - 325



CHURCHILL® super vitrified

NEW COLLECTION

# ISLA GLASS

Inspired by the Shoreline

Further enhancing the Isla collection, the embossment is featured on glass tableware in soft organic shapes and a subtle ocean blue colour.



## GLASS OCEAN BLUE



ORGANIC GLASS PLATE  
**GLBLOP291** 29.5cm 11 1/2"  
CTN QTY 6



ORGANIC GLASS PLATE  
**GLBLTB11** 22.5cm 8 7/8"  
CTN QTY 6



ORGANIC GLASS BOWL  
**GLBLOB241** 24.5cm 9 1/2"  
110cl 37oz  
CTN QTY 6



ORGANIC GLASS BOWL  
**GLBLTB21** 21cm 8 1/4"  
60cl 21oz  
CTN QTY 6



ORGANIC GLASS BOWL  
**GLBLTB11** 17cm 6 1/2"  
26.5cl 9.3oz  
CTN QTY 6



ORGANIC OVAL  
GLASS PLATTER  
**GLBLTB011** 30 x 16.2cm  
11 3/4" x 6 1/2"  
CTN QTY 6



## COMPLEMENTARY ITEMS:



SHALE GREY FOOTED PLATE  
**SHISIF581** 27.6cm 10 7/8"  
CTN QTY 12



SHALE GREY PLATE  
**SHISIP81** 21cm 8 1/4"  
CTN QTY 12



OCEAN BLUE FOOTED PLATE  
**OCISIF581** 27.6cm 10 7/8"  
CTN QTY 12



OCEAN BLUE PLATE  
**OCISIP81** 21cm 8 1/4"  
CTN QTY 12

CHURCHILL® super vitrified

# BAMBOO

Inspired by Nature

## DUSK

The naturally inspired Bamboo embossment is enhanced with hand applied colour. Striking Dusk is a versatile tone that complements both premium and casual dining settings.



PRESENTATION PLATE  
**DUBALP121** 30.5cm 12"  
CTN QTY 12



FOOTED PLATE  
**DUBALF111** 30.5cm 12"  
CTN QTY 12



FOOTED PLATE  
**DUBALF581** 27.6cm 10 7/8"  
CTN QTY 12



FOOTED PLATE  
**DUBALF101** 26.1cm 10 1/4"  
CTN QTY 12



FOOTED PLATE  
**DUBALF9 1** 23.4cm 9 1/4"  
CTN QTY 12



PLATE  
**DUBALP8 1** 21cm 8 1/4"  
CTN QTY 12



PLATE  
**DUBALP651** 17cm 6 5/8"  
CTN QTY 12



WIDE RIM BOWL  
**DUBALWBL1** 28cm 11"  
46.8cl 16.5oz  
CTN QTY 12



WIDE RIM BOWL  
**DUBALWBM1** 24cm 9 1/2"  
28.4cl 10oz  
CTN QTY 12



DEEP COUPE PLATE  
**DUBALD271** 28.1cm 11"  
H: 3.7cm  
CTN QTY 12



DEEP COUPE PLATE  
**DUBALD251** 25.5cm 10"  
H: 3.5cm  
CTN QTY 12



DEEP COUPE PLATE  
**DUBALD221** 22.5cm 8 7/8"  
H: 2.7cm  
CTN QTY 12





# BAMBOO

Inspired by Nature

## MIST

The dusty blue tone of Bamboo Mist is hand applied to Bamboo, enhancing the intricate embossment with colour inspired by the landscape.



PRESENTATION PLATE  
**MBBALP121** 30.5cm 12"  
CTN QTY 12



FOOTED PLATE  
**MBBALF111** 30.5cm 12"  
CTN QTY 12



FOOTED PLATE  
**MBBALF581** 27.6cm 10 7/8"  
CTN QTY 12



FOOTED PLATE  
**MBBALF101** 26.1cm 10 1/4"  
CTN QTY 12



FOOTED PLATE  
**MBBALF9 1** 23.4cm 9 1/4"  
CTN QTY 12



PLATE  
**MBBALP8 1** 21cm 8 1/4"  
CTN QTY 12



PLATE  
**MBBALP651** 17cm 6 5/8"  
CTN QTY 12



WIDE RIM BOWL  
**MBBALWB1** 28cm 11"  
46.8cl 16.5oz  
CTN QTY 12



WIDE RIM BOWL  
**MBBALWB1** 24cm 9 1/2"  
28.4cl 10oz  
CTN QTY 12



DEEP COUPE PLATE  
**MBBALD271** 28.1cm 11"  
H: 3.7cm  
CTN QTY 12



DEEP COUPE PLATE  
**MBBALD251** 25.5cm 10"  
H: 3.5cm  
CTN QTY 12



DEEP COUPE PLATE  
**MBBALD221** 22.5cm 8 7/8"  
H: 2.7cm  
CTN QTY 12



CHURCHILL® super vitrified

# BAMBOO

Inspired by Nature

Taking inspiration from nature, Bamboo has a sculptural grace which balances design with performance. The raised embossed design is influenced by the natural flowing form of bamboo. Available in a comprehensive collection of items, perfect for all manner of hospitality setting, including large scale catering.



PRESENTATION PLATE  
WHBALP121 30.5cm 12"  
CTN QTY 12



WIDE RIM PLATE  
WHBALW111 30.5cm 12"  
CTN QTY 12



WIDE RIM PLATE  
WHBALW581 27.2cm 10 7/8"  
CTN QTY 12



FOOTED PLATE  
WHBALF111 30.5cm 12"  
CTN QTY 12



FOOTED PLATE  
WHBALF581 27.6cm 10 7/8"  
CTN QTY 12



FOOTED PLATE  
WHBALF101 26.1cm 10 1/4"  
CTN QTY 12



FOOTED PLATE  
WHBALF91 23.4cm 9 1/4"  
CTN QTY 12



PLATE  
WHBALP111 30.5cm 12"  
CTN QTY 12



PLATE  
WHBALP581 27.6cm 10 7/8"  
CTN QTY 12



PLATE  
WHBALP101 26.1cm 10 1/4"  
CTN QTY 12




PLATE  
WHBALP91 23.4cm 9 1/4"  
CTN QTY 12



PLATE  
WHBALP81 21cm 8 1/4"  
CTN QTY 12



PLATE  
WHBALP651 17cm 6 5/8"  
CTN QTY 12



TOPAZ BLUE  
DEEP COUPE PLATE  
RKTBLD271 28.1cm 11"  
H: 3.7cm  
CTN QTY 12



TOPAZ BLUE  
DEEP COUPE PLATE  
RKTBLD251 25.5cm 10"  
H: 3.5cm  
CTN QTY 12



QUARTZ BLACK  
DEEP COUPE PLATE  
RKBQLD271 28.1cm 11"  
H: 3.7cm  
CTN QTY 12



Covered by Churchill 5 Year Edge Chip Warranty

Items with a fully glazed foot

BAMBOO • CHURCHILL SUPER VITRIFIED 195

# CHURCHILL® super vitrified BAMBOO



**QUARTZ BLACK  
DEEP COUPE PLATE**  
**RKBQLD251** 25.5cm 10"  
H: 3.5cm  
CTN QTY 12



**DEEP COUPE PLATE**  
**WHBALD271** 28.1cm 11"  
H: 3.7cm  
CTN QTY 12



**DEEP COUPE PLATE**  
**WHBALD251** 25.5cm 10"  
H: 3.5cm  
CTN QTY 12



**DEEP COUPE PLATE**  
**WHBALD221** 22.5cm 8 7/8"  
H: 2.7cm  
CTN QTY 12



**WIDE RIM BOWL**  
**WHBALWBL1** 28cm 11"  
46.8cl 16.5oz  
CTN QTY 12



**WIDE RIM BOWL**  
**WHBALWBM1** 24cm 9 1/2"  
28.4cl 10oz  
CTN QTY 12



**PASTA BOWL**  
**WHBALRPP1** 30.8cm 12 1/4"  
59.6cl 21oz  
CTN QTY 12



**RIMMED BOWL**  
**WHBALRSB1** 24.9cm 9 3/4"  
50cl 17.5oz  
CTN QTY 12



**OATMEAL BOWL**  
**WHBALPOB1** 17cm 6 3/4"  
25.5cl 9oz  
CTN QTY 12



**TRIANGLE  
SHALLOW BOWL**  
**WHBALB271** 27.2 x 26.7cm  
10 3/4" x 10 1/2"  
78cl 27oz  
CTN QTY 12



**TRIANGLE  
SHALLOW BOWL**  
**WHBALB231** 21 x 21cm  
8 1/4" x 8 1/4"  
41cl 14oz  
CTN QTY 12



**OBLONG PLATE**  
**WHBALO111** 29.5 x 15cm  
11 1/4" x 5 1/2"  
CTN QTY 12



**SQUARE PLATE**  
**WHBAL111** 25.5cm 10"  
CTN QTY 12



**SQUARE PLATE**  
**WHBALS91** 22cm 8 1/2"  
CTN QTY 12



**SQUARE PLATE**  
**WHBALS71** 17cm 6 1/2"  
CTN QTY 12



**OVAL PLATE**  
**WHBALO141** 34.6 x 26.3 x 5cm  
13 1/2" x 9" x 2"  
CTN QTY 12



**OVAL PLATE**  
**WHBALO121** 29 x 22.7 x 3.8cm  
11 1/2" x 9" x 1 1/2"  
CTN QTY 12



**OVAL PLATE**  
**WHBALO101** 25 x 19.4 x 3.2cm  
9 1/2" x 7 1/2" x 1 1/4"  
CTN QTY 12



**OVAL PLATE**  
**WHBALO81** 19.5 x 15 x 2.5cm  
7 3/4" x 5 7/8" x 1"  
CTN QTY 12



**RIMMED OVAL DISH**  
**WHBALR131** 33cm 13"  
CTN QTY 6



**RIMMED OVAL DISH**  
**WHBAL111** 28cm 11"  
CTN QTY 6



**STACKING BOWL**  
**WHBALB141** 36cl 12.6oz  
H: 5.5cm  
Dia: 11.5cm  
CTN QTY 6



**STACKING BOWL**  
**WHBALB101** 28cl 10oz  
H: 4.5cm  
Dia: 11.5cm  
CTN QTY 6



**HANDLED STACKING BOWL**  
**WHBALH141** 36cl 12.6oz  
H: 5.5cm  
Dia: 11.5cm  
CTN QTY 6



**BOWL STAND**  
**WHBALS61** 15.2cm 6"  
CTN QTY 12  
(Fits WHBALB141,  
WHBALB101, WHBALH141)



**SNACK BOWL**  
**WHBALS141** 13cm 5 1/4"  
40cl 14oz  
CTN QTY 12



**SHALLOW BOWL**  
**WHBALS91** 13cm 5 1/4"  
26cl 9oz  
CTN QTY 12



**SHALLOW BOWL**  
**WHBALS61** 11.6cm 4 1/4"  
20cl 7oz  
CTN QTY 12



**CHIP MUG**  
**WHBALSCM1** 10cm 7 1/4"  
29cl 11oz  
CTN QTY 12



**DEEP BOWL**  
**WHBALSDB1** 10.2cm 4"  
24cl 8.4oz  
CTN QTY 12



**DIP POT**  
**WHBALS41** 8.5cm 3 3/8"  
11cl 4oz  
CTN QTY 12



**DIP POT**  
**WHBALSD21** 7cm 2 3/4"  
6cl 2oz  
CTN QTY 12





# CHURCHILL<sup>®</sup> super vitrified BAMBOO



**RICE BOWL**  
**WHBALB451** 11.5cm 4½"  
28cl 10oz  
CTN QTY 12  
(Fits WHBALSM 1)



**STACKING CUP**  
**WHBALSC81** 22cl 8oz  
H: 7cm  
Dia: 8.5cm  
CTN QTY 12



**STACKING CUP**  
**WHBALC281** 28cl 10oz  
H: 6.5cm  
Dia: 10cm  
CTN QTY 12



**STACKING CUP**  
**WHBALC201** 20cl 7oz  
H: 5.5cm  
Dia: 9cm  
CTN QTY 12



**COFFEE CUP**  
**WHBALT121** 34cl 12oz  
H: 7cm  
Dia: 10.5cm  
CTN QTY 12



**TEA CUP**  
**WHBALB 1** 22cl 8oz  
H: 6.5cm  
Dia: 9.5cm  
CTN QTY 12



**SAUCER**  
**WHBALSM 1** 15cm 5¾"  
CTN QTY 12  
(Fits WHBALSC81,  
WHBALC281, WHBALC201,  
WHBALC161, WHBALT121,  
WHBALB 1)



**STACKING CUP**  
**WHBALSC31** 9cl 3oz  
H: 5.3cm  
Dia: 6cm  
CTN QTY 12



**ESPRESSO CUP**  
**WHBALE3 1** 11cl 3.5oz  
H: 5.8cm  
Dia: 6.4cm  
CTN QTY 12



**SAUCER**  
**WHBALSS 1** 12.8cm 5"  
CTN QTY 12  
(Fits WHBALSC31,  
WHBALC9 1, WHBALE3 1)



**MUG**  
**WHBALM121** 34cl 12oz  
H: 11cm  
Dia: 10.6cm  
CTN QTY 12



**BEVERAGE POT**  
**WHBALB301** 85.2cl 30oz  
H: 15cm  
CTN QTY 4  
**REPLACEMENT LID**  
**WH RL301**  
CTN QTY 6



**BEVERAGE POT**  
**WHBALB151** 42.6cl 15oz  
H: 10.5cm  
CTN QTY 4  
**REPLACEMENT LID**  
**WH RL151**  
CTN QTY 6



**JUG**  
**WHBALJ8 1** 22.7cl 8oz  
H: 8.5cm  
CTN QTY 4  
**WHBALJ4 1** 11.4cl 4oz  
H: 7cm  
CTN QTY 4



**JUG**  
**WHBALJ2 1** 5.6cl 2oz  
H: 5cm  
CTN QTY 12



**OPEN SUGAR BOWL**  
**WHBALSGR1** 22.7cl 8oz  
H: 6.2cm  
Dia: 9.8cm  
CTN QTY 12  
**OPTIONAL LID (plain)**  
**WH SSLD1**  
CTN QTY 12



**SALT**  
**WHBALSA 1** 7cm 2½"  
CTN QTY 12  
**PEPPER**  
**WHBALPE 1** 7cm 2½"  
CTN QTY 12



See Churchill Bamboo  
cutlery on page 328 - 329



# BAMBOO GLASS

Inspired by Nature

Further enhancing the Bamboo collection, the embossment is featured on glass tableware in soft organic shapes and a subtle dusk colour.



## GLASS DUSK

NEW SHAPE



ORGANIC GLASS PLATE  
**GLDKOP291** 29.5cm 11½"  
CTN QTY 6



ORGANIC GLASS PLATE  
**GLDKTBP11** 22.5cm 8¾"  
CTN QTY 6

NEW SHAPE



ORGANIC GLASS BOWL  
**GLDKOB241** 24.5cm 9½"  
110cl 37oz  
CTN QTY 6



ORGANIC GLASS BOWL  
**GLDKTB21** 21cm 8¼"  
60cl 21oz  
CTN QTY 6



ORGANIC GLASS BOWL  
**GLDKTB11** 17cm 6½"  
26.5cl 9.3oz  
CTN QTY 6



ORGANIC OVAL  
GLASS PLATTER  
**GLDKTBO11** 30 x 16.2cm  
11¾" x 6½"  
CTN QTY 6

## COMPLEMENTARY ITEMS:



DUSK FOOTED PLATE  
**DUBALF581** 27.6cm 10¾"  
CTN QTY 12



DUSK PLATE  
**DUBALP8 1** 21cm 8¼"  
CTN QTY 12



MIST FOOTED PLATE  
**MBBALF581** 27.6cm 10¾"  
CTN QTY 12



MIST PLATE  
**MBBALP8 1** 21cm 8¼"  
CTN QTY 12

NEW ADDITIONS

# PROFILE

Functional & Stylish


Profile flatware has an enhanced face profile with a defined rim to showcase the food at its very best. The slim and defined rolled edge ensures excellent durability. The plates and rimmed bowls are all streamlined up to 20% lighter than Classic plates making them an easy to handle solution.



Featured with Sola Donau cutlery



PRESENTATION PLATE  
WH PP121 30.5cm 12"  
CTN QTY 12



WIDE RIM PLATE  
WH VW111 30.5cm 12"  
CTN QTY 12  
WH VW5B1 27.5cm 10 5/8"  
CTN QTY 12



WIDE RIM PLATE  
WH VW9 1 23.6cm 9 1/4"  
CTN QTY 12



FOOTED PLATE  
WH VF111 30.5cm 12"  
CTN QTY 12



FOOTED PLATE  
WH VF101 23.4cm 9 1/8"  
CTN QTY 12



PLATE  
WH VP131 33cm 13"  
CTN QTY 12  
WH VP111 30.5cm 12"  
CTN QTY 12



PLATE  
WH VP5B1 27.6cm 10 7/8"  
CTN QTY 12  
WH VP101 26.1cm 10 1/4"  
CTN QTY 12



PLATE  
WH VP9 1 23.4cm 9 1/8"  
CTN QTY 12  
WH VP8 1 21cm 8 1/4"  
CTN QTY 12  
WH VP651 17cm 6 5/8"  
CTN QTY 12



DEEP COUPE PLATE  
WH PD271 28.1cm 11"  
H: 3.7cm  
CTN QTY 12  
WH PD251 25.5cm 10"  
H: 3.5cm  
CTN QTY 12



DEEP COUPE PLATE  
WH PD221 22.5cm 8 7/8"  
H: 2.7cm  
CTN QTY 12



OVAL PLATE  
WH OR141 34.6 x 26.3 x 5cm  
13 5/8" x 9" x 2"  
CTN QTY 12  
WH OR121 29 x 22.7 x 3.8cm  
11 1/2" x 9" x 1 1/2"  
CTN QTY 12



OVAL PLATE  
WH OR101 25 x 19.4 x 3.2cm  
9 1/2" x 7 1/2" x 1 1/4"  
CTN QTY 12  
WH OR8 1 19.5 x 15 x 2.5cm  
7 3/4" x 5 7/8" x 1"  
CTN QTY 12



PASTA BOWL  
WH VPPB1 30.9cm 12 1/4"  
87.5cl 30.5oz  
CTN QTY 12



RIMMED BOWL  
WH VRSB1 24.9cm 9 7/8"  
50cl 17.5oz  
CTN QTY 12



OATMEAL BOWL  
WH VPOB1 17cm 6 5/8"  
25.5cl 9oz  
CTN QTY 12



WIDE RIM BOWL  
WH VWB1 28cm 11"  
46.8cl 16.5oz  
CTN QTY 12



Covered by Churchill 5 Year Edge Chip Warranty

GF Items with a fully glazed foot



# CHURCHILL<sup>®</sup> super vitrified PROFILE

## NEW SHAPE



**WIDE RIM BOWL**  
**WH VWBM1** 24cm 9½"  
28.4cl 10oz  
CTN QTY 12



**NOODLE BOWL**  
**WH NDBL1** 107.5cl 37.8oz  
H: 8cm  
Dia: 18.3cm  
CTN QTY 6



**DEEP BOWL**  
**WH DPBW1** 77cl 26oz  
H: 7cm  
Dia: 15.5cm  
CTN QTY 6



**STACKING BOWL**  
**WH VB141** 36cl 12.6oz  
H: 5.5cm  
Dia: 11.5cm  
CTN QTY 6



**STACKING BOWL**  
**WH VB101** 28cl 10oz  
H: 4.5cm  
Dia: 11.5cm  
CTN QTY 6  
(Fits WH FS6 1)



**HANDLED STACKING BOWL**  
**WH VH141** 36cl 12.6oz  
H: 5.5cm  
Dia: 11.5cm  
CTN QTY 6  
(Fits WH FS6 1)



**BOWL STAND**  
**WH FS6 1** 15.2cm 6"  
CTN QTY 24  
(Fits WH VB101, WH VB141 & WH VH141)



**STACKING CUP**  
**WH VSCB1** 22cl 8oz  
H: 7cm  
Dia: 8.5cm  
CTN QTY 12



**STACKING CUP**  
**WH VC2B1** 28cl 10oz  
H: 6.5cm  
Dia: 10cm  
CTN QTY 12



**STACKING CUP**  
**WH VC201** 20cl 7oz  
H: 5.5cm  
Dia: 9cm  
CTN QTY 12



**COFFEE CUP**  
**WH VT121** 34cl 12oz  
H: 7cm  
Dia: 10.5cm  
CTN QTY 12



**TEACUP**  
**WH VTB 1** 22cl 8oz  
H: 6.5cm  
Dia: 9.5cm  
CTN QTY 12



**SAUCER**  
**WH VSM 1** 15cm 5¾"  
CTN QTY 12  
(Fits WH VC2B1, WH VC201, WH VSCB1, WH VT121 & WH VTB 1)



**STACKING CUP**  
**WH VC111** 11cl 3.9oz  
H: 5cm  
Dia: 7.4cm  
CTN QTY 12



**STACKING CUP**  
**WH VC9 1** 9cl 3.1oz  
H: 4.8cm  
Dia: 6.7cm  
CTN QTY 12



**STACKING CUP**  
**WH VSC31** 9cl 3oz  
H: 5.3cm  
Dia: 6cm  
CTN QTY 12



**ESPRESSO CUP**  
**WH VE3 1** 11cl 3.9oz  
H: 5.8cm  
Dia: 6.4cm  
CTN QTY 12



**SAUCER**  
**WH VSS 1** 12.8cm 5"  
CTN QTY 12  
(Fits WH VC111, WH VC9 1, WH VSC31 & WH VE3 1)



**MUG**  
**WH VM121** 34cl 12oz  
H: 11cm  
Dia: 8cm  
CTN QTY 12



**BEVERAGE POT**  
**WH SB301** 85.2cl 30oz  
H: 15cm  
CTN QTY 4  
**REPLACEMENT LID**  
**WH RL301**  
CTN QTY 6



**BEVERAGE POT**  
**WH SB151** 42.6cl 15oz  
H: 10.5cm  
CTN QTY 4  
**REPLACEMENT LID**  
**WH RL151**  
CTN QTY 6



**ELEGANT TEAPOT**  
**WH EB151** 42.6cl 15oz  
H: 11.5cm  
CTN QTY 4  
**REPLACEMENT LID**  
**WH RL15 1**  
CTN QTY 6



**STAINLESS STEEL TEA FILTER**  
**SS TF 1** H: 7.2cm 2¾"  
D: 6cm 2¼"  
CTN QTY 4  
(Fits WH EB151)



**JUG**  
**WH SJ8 1** 22.7cl 8oz  
H: 8.5cm  
CTN QTY 4  
**WH SJ4 1** 11.4cl 4oz  
H: 7cm  
CTN QTY 4



**JUG**  
**WH SJ2 1** 5.6cl 2oz  
H: 5cm  
CTN QTY 12



**OPEN SUGAR BOWL**  
**WH SSGR1** 22.7cl 8oz  
H: 6.2cm  
Dia: 9.8cm  
CTN QTY 12



**BUTTER BLOCK**  
**WH CBB 1** 6cm 2¼"  
2.8cl 1oz  
CTN QTY 12



**SUGAR SACHET HOLDER**  
**WH SH 1** 11.7 x 7.3cm  
4¾" x 2¾"  
CTN QTY 6



**SALT**  
**WH SSA 1** 7cm 2½"  
CTN QTY 12  
**PEPPER**  
**WH SPE 1** 7cm 2½"  
CTN QTY 12



**BUDVASE**  
**WH SBV 1** 12.5cm 5"  
CTN QTY 6



**OPTIONAL LID**  
**WH SSDL1**  
CTN QTY 12



See Churchill Profile cutlery on page 322 - 323



CHURCHILL® super vitrified

# TRACE

Organic & Versatile

Soft, organic and versatile, Trace celebrates the beautiful simplicity of shape design. Trace is the perfect canvas for stunning food presentation. Manufactured in Churchill's Super Vitrified body, Trace is made to withstand the rigours of a busy hospitality kitchen without compromising on style.



ORGANIC ROUND PLATE  
**WH OG111** 28.6cm 11¼"  
CTN QTY 12



ORGANIC ROUND PLATE  
**WH OG101** 26.4cm 10½"  
CTN QTY 12



ORGANIC ROUND PLATE  
**WH OG81** 21cm 8¼"  
CTN QTY 12




ORGANIC ROUND PLATE  
**WH OG71** 18.6cm 7¼"  
CTN QTY 12



ORGANIC ROUND BOWL  
**WH OGB11** 25.3cm 9¾"  
110cl 38oz  
CTN QTY 12



Trace shapes also available in melamine buffet items on page 302



CHURCHILL® super vitrified

# EVOLVE

Stylishly Simple

Stylish and simple, Evolve is a versatile range of coupe shaped plates and bowls. Soft rimless coupe profiles lend themselves perfectly to classic and contemporary food presentation.



Featured with Sola Bali cutlery



COUPE PLATE  
WH EV121 32.4cm 12 3/4"  
CTN QTY 6



COUPE PLATE  
WH EV111 28.8cm 11 1/4"  
CTN QTY 12



COUPE PLATE  
WH EV101 26cm 10 1/4"  
CTN QTY 12



COUPE PLATE  
WH EVP81 21.7cm 8 5/8"  
CTN QTY 12



COUPE PLATE  
WH EVP61 16.5cm 6 1/2"  
CTN QTY 12



COUPE BOWL  
WH PLC21 31cm 12"  
240cl 84.5oz  
CTN QTY 6



COUPE BOWL  
WH EVB91 24.8cm 9 3/4"  
113.6cl 40oz  
CTN QTY 12



COUPE BOWL  
WH EVB71 18.2cm 7 1/4"  
42.6cl 15oz  
CTN QTY 12



See Churchill Evolve cutlery on page 318 - 319



Covered by Churchill 5 Year Edge Chip Warranty



CHURCHILL® super vitrified

# CHEFS' PLATES

Innovation in Shape Design

## NEW ADDITIONS

A collection of innovative tableware shapes, Churchills Chefs' Plates add value to simplistic white tabletops. Soft, organic triangles and contemporary oblongs are ideal for sharing plates and for serving to smaller table settings.



### NEW SHAPE



**CHEFS' WALLED PLATE**  
**WH WP281** 27.5cm 10 3/4"  
 H: 2cm  
 CTN QTY 6  
**WH WP261** 26cm 10 1/4"  
 H: 2cm  
 CTN QTY 6

### NEW SHAPE



**CHEFS' WALLED PLATE**  
**WH WP211** 21cm 8 1/4"  
 H: 2cm  
 CTN QTY 6  
**WH WP161** 15.7cm 6 1/8"  
 H: 2cm  
 CTN QTY 6

### NEW SHAPE



**CHEFS' TRIANGLE WALLED PLATE**  
**WH WT271** 26cm 10 1/4"  
 H: 2cm  
 CTN QTY 6  
**WH WT211** 20cm 7 7/8"  
 H: 2cm  
 CTN QTY 6



**CHEFS' TRIANGLE PLATE**  
**WH TC361** 35.6 x 25 cm  
 14" x 9 3/4"  
 CTN QTY 6  
**WH TC351** 35.5 x 18.8cm  
 13 3/4" x 7 1/2"  
 CTN QTY 6



**CHEFS' TRIANGLE PLATE**  
**WH TC301** 30.4 x 20.5cm  
 12" x 8"  
 CTN QTY 6



**CHEFS' TRIANGLE PLATE**  
**WH TC261** 26.5 x 20.5cm  
 10 1/2" x 8"  
 CTN QTY 12



**CHEFS' TRIANGLE PLATE**  
**WH TC201** 20 x 15 cm  
 7 7/8" x 5 7/8"  
 CTN QTY 12



**TRIANGLE SHALLOW BOWL**  
**WH TB271** 27.2 x 26.7cm  
 10 3/4" x 10 1/2"  
 CTN QTY 12  
**WH TB231** 21 x 21cm  
 8 1/4" x 8 1/4"  
 CTN QTY 12



**CHEFS' GEO PLATE**  
**WH GE351** 35 x 18.5cm  
 13 3/4" x 7 1/4"  
 CTN QTY 6  
**WH GE301** 30 x 15.5cm  
 11 3/4" x 6 1/4"  
 CTN QTY 12



**CHEFS' OBLONG PLATTER No.9**  
**WH XP141** 34.4 x 23.4cm  
 13 1/2" x 9 1/4"  
 CTN QTY 6



**CHEFS' OBLONG PLATE No. 8**  
**WH OBL41** 30 x 19.9cm  
 12" x 7 7/8"  
 CTN QTY 6  
**CHEFS' OBLONG PLATE No. 7**  
**WH OBL31** 26.1 x 20.2cm  
 10 1/4" x 8"  
 CTN QTY 12



**CHEFS' OBLONG PLATE No. 6**  
**WH OBL21** 23.7 x 15.7cm  
 9 1/8" x 6 1/4"  
 CTN QTY 12  
**CHEFS' OBLONG PLATE No. 5**  
**WH OBL11** 15.4 x 12.6cm  
 6" x 5"  
 CTN QTY 12



**CHEFS' OBLONG PLATTER No.4**  
**WH XO141** 35.5 x 18.9cm  
 13 7/8" x 7 3/4"  
 CTN QTY 6  
**CHEFS' OBLONG PLATTER No.3**  
**WH XO111** 29.8 x 15.3cm  
 11 3/4" x 6"  
 CTN QTY 12



**CHEFS' OBLONG PLATE No. 2**  
**WH XO101** 26.9 x 12.7cm  
 10 1/2" x 5"  
 CTN QTY 12  
**CHEFS' OBLONG PLATE No. 1**  
**WH XO7 1** 20 x 12.1cm  
 7 7/8" x 4 7/8"  
 CTN QTY 12



**CHEFS' OVAL PLATE**  
**WH OV351** 34.7 x 17.3 cm  
 13 5/8" x 6 3/4"  
 CTN QTY 6  
**WH OV301** 29.9 x 15 cm  
 11 3/4" x 5 7/8"  
 CTN QTY 12



Chefs' Plate shapes also available in Stonecast from page 52 and Studio Prints from page 118



Covered by Churchill 5 Year Edge Chip Warranty

CHURCHILL® super vitrified

# X SQUARED+

Style & Impact

The X Squared+ collection features modern angular lines in both square and oblong shapes, creating a versatile and modular tableware range suitable for all styles of cuisine.



DEEP SQUARE PLATE  
**WH DS121** 30cm 11¾"  
CTN QTY 6



DEEP SQUARE PLATE  
**WH DS101** 26.8cm 10½"  
CTN QTY 6



OBLONG PLATE  
**WH OP141** 35 x 18.5cm  
14" x 7¼"  
CTN QTY 6



OBLONG PLATE  
**WH OP111** 29.5 x 15cm  
11¾" x 6"  
CTN QTY 12



OBLONG PLATE  
**WH OP8 1** 19.5 x 10.3cm  
7¾" x 4"  
CTN QTY 12



BLACK SPARKLE  
OBLONG PLATE  
**BCBKOP111** 29.5 x 15cm  
11¾" x 6"  
CTN QTY 12

## COMPLEMENTARY ITEM:



SQUARE WOODEN  
DELI BOARD  
**ZCAWSDB 1** 32 x 24cm  
9¾" x 12½"  
CTN QTY 4  
(Fits WH OP111 & BCBKOP111)



CHURCHILL® super vitrified

# X SQUARED

Style & Impact

The versatile X Squared collection in soft edged squares and oblongs offer contemporary presentation for a range of dishes including starters, mains and sharing plates. Practical, modular shapes create space savings solutions on the table top.



SQUARE PLATE  
**WH SP121** 29.3cm 11½"  
CTN QTY 12



SQUARE PLATE  
**WH SP111** 25.2cm 10"  
CTN QTY 12



SQUARE PLATE  
**WH SP91** 21.5cm 8½"  
CTN QTY 24  
**WH SP71** 17cm 6½"  
CTN QTY 12



SQUARE PASTA PLATE  
**WH SPP1** 28cm 11"  
59.6cl 21oz  
CTN QTY 12



SQUARE PASTA PLATE  
**WH SSP1** 24.5cm 9¾"  
48.3cl 17oz  
CTN QTY 12



SQUARE BOWL  
**WH SQ101** 23.5cm 9¼"  
127.9cl 45oz  
CTN QTY 12



SQUARE BOWL  
**WH SQ91** 20.7cm 8"  
93.8cl 33oz  
CTN QTY 12



SQUARE BOWL  
**WH SQ71** 17.5cm 7"  
56.8cl 20oz  
CTN QTY 12



CHURCHILL® super vitrified

# ORB

Contemporary Curves

Contemporary Orb ovals feature an angular tilt, enhancing food presentation and adding interest to simplistic white tableware. Available in four key sizes, perfect for a variety of dishes from the main course to starters or sides.



Featured with Sola Lima & Lotus cutlery



OVAL PLATE  
**WH OR141** 34.6 x 26.3 x 5cm  
13 7/8" x 9" x 2"  
CTN QTY 12



OVAL PLATE  
**WH OR121** 29 x 22.7 x 3.8cm  
11 1/2" x 9" x 1 1/2"  
CTN QTY 12



OVAL PLATE  
**WH OR101** 25 x 19.4 x 3.2cm  
9 1/2" x 7 1/2" x 1 1/4"  
CTN QTY 12



OVAL PLATE  
**WH OR81** 19.5 x 15 x 2.5cm  
7 3/4" x 5 7/8" x 1"  
CTN QTY 12

## COMPLEMENTARY ITEMS:



SPARK WHITE BOWL  
**WH SBSK1** 13 x 7.6cm  
5 1/8" x 3"  
55cl 19.3oz  
CTN QTY 6



SPARK SAPPHIRE BOWL  
**BCBLSBSK1** 13 x 7.6cm  
5 1/8" x 3"  
55cl 19.3oz  
CTN QTY 6



SPARK ONYX BOWL  
**BCBKSBSK1** 13 x 7.6cm  
5 1/8" x 3"  
55cl 19.3oz  
CTN QTY 6



CHURCHILL® super vitrified

# ORBIT

Striking Soft Ovals

Orbit features versatile and minimalistic shapes, the coupe ovals provide simplistic platforms for a variety of food styles. The soft shapes are fully stackable and designed with durability and functionality in mind.



**OVAL COUPE PLATE**  
**WH OP121** 31.7 x 25.5cm  
 12½" x 10"  
 CTN QTY 12



**OVAL COUPE PLATE**  
**WH OP581** 27 x 22.9cm  
 10½" x 9"  
 CTN QTY 12



**OVAL COUPE PLATE**  
**WH OP9 1** 23.8 x 20cm  
 9½" x 7¾"  
 CTN QTY 12



**OVAL COUPE PLATE**  
**WH OP7 1** 19.2 x 16cm  
 7¾" x 6¼"  
 CTN QTY 12



**OVAL COUPE BOWL**  
**WH OB101** 25.5 x 21.2cm  
 10" x 8¼"  
 59.6cl 21oz  
 CTN QTY 12



**OVAL BOWL**  
**WH OB8 1** 21 x 17cm  
 8" x 6½"  
 48cl 17oz  
 CTN QTY 12



**OVAL BOWL**  
**WH OB7 1** 18 x 14cm  
 7" x 5½"  
 30cl 10.5oz  
 CTN QTY 12



**OVAL PASTA PLATE**  
**WH OPP 1** 31 x 26.5cm  
 12" x 10½"  
 59.6cl 21oz  
 CTN QTY 12



**OVAL SOUP PLATE**  
**WH OSP 1** 27.5 x 22cm  
 10¾" x 8¾"  
 40cl 14oz  
 CTN QTY 12



# LOTUS

Organic Presentation

Soft and organic triangle shapes across a range of pure white plates and bowls, ideal for serving all manner of dishes. Lotus offers innovation in shape design, adding value to the dining experience and elevating food presentation.



TRIANGLE PLATE  
WH TR121 31.1cm 12¼"  
CTN QTY 6



TRIANGLE PLATE  
WH TR101 26.5cm 10½"  
CTN QTY 12



TRIANGLE PLATE  
WH TR91 22.9cm 9"  
CTN QTY 12



TRIANGLE PLATE  
WH TR71 19.2cm 7¾"  
CTN QTY 12



TRIANGLE BOWL  
WH TRB91 23.5cm 9¼"  
60cl 21oz  
CTN QTY 12



TRIANGLE BOWL  
WH TRB71 18.5cm 7¼"  
37cl 13oz  
CTN QTY 12



TRIANGLE BOWL  
WH TRB61 15.3cm 6"  
26cl 9oz  
CTN QTY 12



TRIANGLE SHALLOW BOWL  
WH TB271 27.2 x 26.7cm  
10½" x 10½"  
CTN QTY 12



TRIANGLE SHALLOW BOWL  
WH TB231 21 x 21cm  
8¼" x 8¼"  
CTN QTY 12



CHEFS' TRIANGLE PLATE  
WH TC361 35.6 x 25 cm  
14" x 9¾"  
CTN QTY 6



CHEFS' TRIANGLE PLATE  
WH TC351 35.5 x 18.8cm  
13¾" x 7½"  
CTN QTY 6




CHEFS' TRIANGLE PLATE  
WH TC301 30.4 x 20.5cm  
12" x 8"  
CTN QTY 6



CHEFS' TRIANGLE PLATE  
WH TC261 26.5 x 20.5cm  
10¼" x 7¾"  
CTN QTY 12



CHEFS' TRIANGLE PLATE  
WH TC201 20 x 15 cm  
7¾" x 5¾"  
CTN QTY 12



Lotus shape also available in melamine buffet items on page 303



CHURCHILL® super vitrified

# MEDITERRANEAN & EQUATION

A Taste of Summer & Signature Style

The Mediterranean and Equation ranges provide great flexibility for all manner of dishes. Equation adds style and interest to the humble rimmed bowl while Mediterranean is inspired by South European cuisines.



## MEDITERRANEAN



**MEDITERRANEAN DISH**  
**WH MD111** 28.5cm 11"  
 CTN QTY 12  
**WH MD101** 25.6cm 10"  
 CTN QTY 12



**ROUND BOWL**  
**WH PRL11** 25.6cm 10"  
 80cl 28oz  
 CTN QTY 6



**SALAD BOWL**  
**WH SBL1** 25.2cm 9 7/8"  
 130.7cl 46oz  
 CTN QTY 12



**SALAD BOWL**  
**WH SBM1** 21.3cm 8 3/8"  
 80cl 28oz  
 CTN QTY 12  
**WH SBS1** 17.2cm 6 3/4"  
 48.3cl 17oz  
 CTN QTY 12



**UNHANDLED MINI JUG**  
**WH MJ1** 9cl 3oz  
 CTN QTY 24  
**WH MJ2** 5.68cl 2oz  
 CTN QTY 24



**WHITE MEZZE DISH**  
**WH MZ71** 13cm 5 1/4"  
 19.8cl 7oz  
 CTN QTY 12  
**WH MZ41** 11cm 4 3/8"  
 11.4cl 4oz  
 CTN QTY 12



**ONYX MEZZE DISH**  
**BCBKMZ71** 13cm 5 1/4"  
 19.8cl 7oz  
 CTN QTY 12  
**BCBKMZ41** 11cm 4 3/8"  
 11.4cl 4oz  
 CTN QTY 12

## EQUATION



**ROUND PASTA PLATE**  
**WH ERPP1** 31cm 12"  
 59.6cl 21oz  
 CTN QTY 12



**OVAL PASTA PLATE**  
**WH OPP1** 31 x 26.5cm  
 12" x 10 1/2"  
 59.6cl 21oz  
 CTN QTY 12



**SQUARE PASTA PLATE**  
**WH SPP1** 28 x 28cm  
 11" x 11"  
 59.6cl 21oz  
 CTN QTY 12



**SMALL ROUND PASTA PLATE**  
**WH SERP1** 26.1cm 10"  
 45cl 16oz  
 CTN QTY 12



**OVAL SOUP PLATE**  
**WH OSP1** 27.5 x 22cm  
 10 3/4" x 8 3/4"  
 40cl 14oz  
 CTN QTY 12



**SQUARE SOUP PLATE**  
**WH SSP1** 24.5 x 24.5cm  
 9 7/8" x 9 7/8"  
 48.3cl 17oz  
 CTN QTY 12



# CLASSIC

High Performance

The original Classic collection, simple shapes designed to perform in the most rigorous of hospitality environments. A comprehensive solution of core tableware pieces, including eight plate sizes, ideal to form the basis of any tabletop combination.



CLASSIC SERVICE PLATE  
WH CS121 31.2cm 12¼"  
CTN QTY 12



CLASSIC PLATE  
WH CP121 31.2cm 12¼"  
CTN QTY 12



CLASSIC PLATE  
WH CP111 28cm 11"  
CTN QTY 12



CLASSIC PLATE  
WH CP581 27.3cm 10¾"  
CTN QTY 12



CLASSIC PLATE  
WH CP101 25.4cm 10"  
CTN QTY 24



CLASSIC PLATE  
WH CP91 23cm 9"  
CTN QTY 24



CLASSIC PLATE  
WH CP81 20.3cm 8"  
CTN QTY 24



CLASSIC PLATE  
WH CP651 16.5cm 6½"  
CTN QTY 24



PASTA PLATE  
WH RPP1 30cm 11¾"  
71cl 25oz  
CTN QTY 12



PASTA PLATE  
WH PP1 28cm 11"  
68.2cl 24oz  
CTN QTY 12



CLASSIC RIMMED SOUP  
WH S91 23cm 9"  
32.5cl 11.4oz  
CTN QTY 24



OVAL RIMMED DISH  
WH RD141 36.5 x 29.3cm  
14½" x 11½"  
CTN QTY 6



# NOVA

A Blank Canvas

Nova is a range of plates and bowls in key sizes combining understated design with functionality and durability. The narrow rim of Nova allows greater service area for food presentation. Ideal for all types of dining occasions no matter the scale.



NOVA PLATE  
WH P12 1 30.5cm 12"  
CTN QTY 12



NOVA PLATE  
WH P11 1 28cm 11"  
CTN QTY 12



NOVA PLATE  
WH P10 1 25.4cm 10"  
CTN QTY 24



NOVA PLATE  
WH P9 1 23cm 9"  
CTN QTY 24



NOVA PLATE  
WH P8 1 20.3cm 8"  
CTN QTY 24



NOVA PLATE  
WH P7 1 17.8cm 7"  
CTN QTY 24



NOVA PLATE  
WH P6 1 15.2cm 6"  
CTN QTY 24



PIZZA PLATE/PLATTER  
WH PPP 1 34cm 13½"  
CTN QTY 6



PIZZA PLATE/PLATTER  
WH PP111 28.6cm 11¼"  
CTN QTY 12



NOVA RIMMED SOUP  
WH NSB 1 21cm 8¼"  
49cl 17.2oz  
CTN QTY 24





# WHITE

Complement any table top with pure white

This collection of White bowls, ovals and accessories provide a comprehensive choice of key shapes and sizes. All products perfectly co-ordinate with the other Churchill Super Vitrified ranges.



OVAL PLATE / PLATTER  
WH D14 1 36cm 14 1/2"  
CTN QTY 12



OVAL PLATE / PLATTER  
WH D13 1 34cm 13 1/2"  
CTN QTY 12



OVAL PLATE / PLATTER  
WH D12 1 30.5cm 12"  
CTN QTY 12



OVAL PLATE / PLATTER  
WH D11 1 28cm 11"  
CTN QTY 12



OVAL PLATE / PLATTER  
WH D10 1 25.4cm 10"  
CTN QTY 12



OVAL PLATE / PLATTER  
WH D9 1 23cm 9"  
CTN QTY 12



OVAL PLATE / PLATTER  
WH D8 1 20.3cm 8"  
CTN QTY 12



CLASSIC RIMMED SOUP  
WH S9 1 23cm 9"  
32.5cl 11.4oz  
CTN QTY 24



NOVA RIMMED SOUP  
WH NS8 1 21cm 8 1/4"  
49cl 17.2oz  
CTN QTY 24



RIMMED FRUIT BOWL  
WH SR 1 16cm 6 1/4"  
19cl 6.7oz  
CTN QTY 24



RIMLESS FRUIT BOWL  
WH F 1 12.7cm 5"  
14cl 4.9oz  
CTN QTY 24



OATMEAL BOWL  
WH O 1 15.2cm 6"  
36cl 12.7oz  
CTN QTY 24



# CHURCHILL® super vitrified WHITE



SERVING BOWL  
**WH SBB 1** 21.4cm 8½"  
137cl 48.2oz  
CTN QTY 12



COUPE BOWL  
**WH C7 1** 18.5cm 7¼"  
54cl 19oz  
CTN QTY 24



RICE BOWL  
**WH RB451** 11.5cm 4½"  
28cl 10oz  
CTN QTY 24



LARGE FOOTED BOWL  
**WH LSB 1** 14.5cm 5½"  
71cl 25oz  
CTN QTY 6



SOUP BOWL  
**WH SB 1** 13cm 5¼"  
54cl 19oz  
CTN QTY 6  
**WH SMB 1** 12cm 4¾"  
44cl 16oz  
CTN QTY 6



SOUP BOWL  
**WH SSB 1** 11cm 4¾"  
28cl 10oz  
CTN QTY 24



CONSOUMÉ BOWL  
(without handles)  
**WH NSU 1** 11.5cm 4½"  
40cl 14oz  
CTN QTY 24



CONSOUMÉ BOWL  
(without handles)  
**WH ASU 1** 10.5cm 4¼"  
28cl 10oz  
CTN QTY 24



CONSOUMÉ BOWL  
(with handles)  
**WH CSC 1** 11.5cm 4½"  
40cl 14oz  
CTN QTY 24



CONSOUMÉ STAND  
**WH TSOL1** 15cm 5¾"  
CTN QTY 24



SANDRINGHAM JUG/  
CREAMER  
**WH JS1 1** 56cl 20oz  
H: 15cm  
CTN QTY 4  
**WH JS501** 28cl 10oz  
H: 12cm  
CTN QTY 4



SANDRINGHAM JUG/  
CREAMER  
**WH JS251** 14cl 5oz  
H: 10cm  
CTN QTY 4



GRAVY BOAT  
**WH GB 1** 36.2cl 13oz  
CTN QTY 4



MINI SAUCE BOAT  
**WH MSB 1** 11.2cl 4oz  
H: 6.5cm  
Dia: 11cm  
CTN QTY 6



GRAVY BOAT STAND  
**WH DB 1** 20.3cm 8"  
CTN QTY 12



CRESCENT SALAD PLATE  
**WH CR 1** 20.3cm 8"  
CTN QTY 12



BUTTER PAD  
**WH BP 1** 10cm 4"  
CTN QTY 24



VINEGAR / OIL BOTTLE  
**WH VB 1** 16cl 6oz  
H: 13cm  
CTN QTY 6



EGG CUP  
**WH EC 1** 4.8cm 1¾"  
CTN QTY 24



SACHET HOLDER  
**WH SH 1** 11.7 x 7.3cm  
4¾" x 2¾"  
CTN QTY 6



BUD VASE  
**WH BV 1** 12.7cm 5"  
CTN QTY 6



SANDRINGHAM /  
NOVA SUGAR BOWL  
**WH B35 1** 9cm 3½"  
25.6cl 9oz  
CTN QTY 12



SUGAR BOWL LID  
**WH LS 1** 9cm 3½"  
CTN QTY 6  
(bowl does not come  
with lid as standard)



SANDRINGHAM  
SALT & PEPPER  
**WH SS 1** 8.4cm 3¼"  
CTN QTY 12  
**WH PS 1** 8.4cm 3¼"  
CTN QTY 12

# BUCKINGHAM

Traditional Design

The distinctive Buckingham design has a timeless presence, featuring a decorative embossment on classical white, the design has a vintage charm. Combine Buckingham with other white collections for a simplistic look, or mix in some colour with Vintage Prints for a retro feel.



Featured with Sola Durban cutlery



**BUCKINGHAM PLATE**  
**W BP121** 30.5cm 12"  
 CTN QTY 12  
**W BP111** 28cm 11"  
 CTN QTY 12



**BUCKINGHAM PLATE**  
**W BP101** 25.4cm 10"  
 CTN QTY 24  
**W BP81** 21.5cm 8½"  
 CTN QTY 24



**BUCKINGHAM PLATE**  
**W BP651** 16.5cm 6½"  
 CTN QTY 24



**OVAL PLATE/PLATTER**  
**W BD121** 30.5cm 12"  
 CTN QTY 12  
**W BD101** 25.4cm 10"  
 CTN QTY 12



**PASTA PLATE**  
**W BPP1** 28cm 11"  
 62.5cl 22oz  
 CTN QTY 12



**RIMMED SOUP BOWL**  
**W BS91** 23cm 9"  
 33cl 11.6oz  
 CTN QTY 24



**OATMEAL BOWL**  
**W BO1** 18cm 7"  
 39cl 13.2oz  
 CTN QTY 24



**ELEGANT CONSUMMÉ BOWL (without handles)**  
**W BE5C1** 14cm 5½"  
 38.5cl 13.5oz  
 CTN QTY 24



**ELEGANT TEA CUP**  
**W BCE1** 21cl 7.5oz  
 H: 7.4cm  
 Dia: 8.2cm  
 CTN QTY 24



**STACKING TEA CUP**  
**W BC1** 21cl 7.5oz  
 H: 6cm  
 Dia: 8.5cm  
 CTN QTY 24



**TEA SAUCER**  
**W BCTS1** 15.2cm 6"  
 CTN QTY 24  
 (Fits W BE5C1, W BCE1 & W BC1)



**LARGE SAUCER**  
**W BTS1** 15.2cm 6"  
 CTN QTY 24  
 (Fits W BCE1 & W BC1)



**MUG**  
**W BM501** 28cl 10oz  
 H: 8cm  
 Dia: 8.2cm  
 CTN QTY 24



**TEAPOT**  
**W BT11** 56cl 20oz  
 H: 14cm  
 CTN QTY 4



**COFFEE POT**  
**W BCF11** 56cl 20oz  
 H: 8cm  
 CTN QTY 4



**JUG/CREAMER**  
**W BJ501** 28cl 10oz  
 H: 12cm  
 CTN QTY 4  
**W BJ251** 14cl 5oz  
 H: 10cm  
 CTN QTY 4



**REPLACEMENT LID**  
**W BLT11**  
 CTN QTY 6



**REPLACEMENT LID**  
**W BLC11**  
 CTN QTY 6





# CHATEAU

Elegant Embossment

A classical and elegant embossed tableware range, the charm of Chateau has endured through the years. The decorative edge has a subtlety that creates a versatile and timeless tableware collection.



CHATEAU PLATE  
WT TP111 28cm 11"  
CTN QTY 12



CHATEAU PLATE  
WT TP101 25.4cm 10"  
CTN QTY 24



CHATEAU PLATE  
WT TP91 23cm 9"  
CTN QTY 24



CHATEAU PLATE  
WT TP651 16.5cm 6½"  
CTN QTY 24



OATMEAL BOWL  
WT TO 1 15.2cm 6"  
36cl 12.7oz  
CTN QTY 24



TEA CUP  
WT TCT 1 20cl 7oz  
H: 6.5cm  
Dia: 8cm  
CTN QTY 24



MOCHA / COFFEE SAUCER  
WT TCS 1 13.6cm 5½"  
CTN QTY 24  
(Fits WT TCT 1)



ELEGANT MUG  
WT TM 1 28cl 10oz  
H: 8cm  
Dia: 8.2cm  
CTN QTY 6



TEAPOT  
WT T28 1 80cl 28oz  
H: 14cm  
CTN QTY 4  
REPLACEMENT LID  
WH TL28 1  
CTN QTY 6



BEVERAGE POT  
WT T12 1 36cl 12.5oz  
H: 13cm  
CTN QTY 4  
REPLACEMENT LID  
WT TL121  
CTN QTY 6



MILK JUG  
WT TJ5 1 14cl 5oz  
CTN QTY 4



NEW COLOURS & ADDITIONS

# NOURISH

Versatility and Innovation

The Nourish collection features a range of bowls and dip pots decorated in artisan style glazes. A comprehensive range, Nourish is ideal for grazing, bowl foods and side dishes; the perfect accompaniment to fresh and local dishes from around the world.



## WHITE



SNACK BOWL  
WH BS141 40cl 14oz  
H: 6.5cm  
Dia: 13cm 5¼"  
CTN QTY 12



SHALLOW BOWL  
WH BSB91 126cl 9oz  
H: 4.5cm  
Dia: 13cm 5¼"  
CTN QTY 12



SHALLOW BOWL  
WH BSB61 20cl 7oz  
H: 4cm  
Dia: 11.6cm 4½"  
CTN QTY 12



CHIP MUG  
WH BSCM1 29cl 11oz  
H: 8cm  
Dia: 10cm 3¾"  
CTN QTY 12



DEEP BOWL  
WH BSDB1 24cl 8.4oz  
H: 6cm  
Dia: 10.2cm 4"  
CTN QTY 12



DIP POT  
WH BSD41 11cl 4oz  
H: 5cm  
Dia: 8.5cm 3¾"  
CTN QTY 12



DIP POT  
WH BSD21 6cl 2oz  
H: 4cm  
Dia: 7cm 2¾"  
CTN QTY 12

## TOKYO BLACK

NEW SHAPE



NOODLE BOWL  
RBBKNDL1 107.5cl 37.8oz  
H: 8cm  
Dia: 18.3cm 7¼"  
CTN QTY 6



DEEP BOWL  
RBBKDPW1 77cl 26oz  
H: 7cm  
Dia: 15.5cm  
CTN QTY 6



CHIP MUG  
RBBKBSCM1 29cl 11oz  
H: 8cm  
Dia: 10cm 3¾"  
CTN QTY 12



DEEP BOWL  
RBBKBSDB1 24cl 8.4oz  
H: 6cm  
Dia: 10.2cm 4"  
CTN QTY 12

## SIENA BROWN

NEW SHAPE



NOODLE BOWL  
RBBRNDL1 107.5cl 37.8oz  
H: 8cm  
Dia: 18.3cm 7¼"  
CTN QTY 6



DEEP BOWL  
RBBRDPW1 77cl 26oz  
H: 7cm  
Dia: 15.5cm  
CTN QTY 6



CHIP MUG  
RBBRBSM1 29cl 11oz  
H: 8cm  
Dia: 10cm 3¾"  
CTN QTY 12



DEEP BOWL  
RBBRBSDB1 24cl 8.4oz  
H: 6cm  
Dia: 10.2cm 4"  
CTN QTY 12

# CHURCHILL<sup>®</sup> super vitrified NOURISH

## OSLO BLUE

NEW



**NOODLE BOWL**  
**RBBLNDBL1** 107.5cl 37.8oz  
H: 8cm  
Dia: 18.3cm 7¼"  
CTN QTY 6

NEW SHAPE



**DEEP BOWL**  
**RBBLDPBW1** 77cl 26oz  
H: 7cm  
Dia: 15.5cm  
CTN QTY 6



**SNACK BOWL**  
**RBBLBS141** 40cl 14oz  
H: 6.5cm  
Dia: 13cm 5¼"  
CTN QTY 12



**SHALLOW BOWL**  
**RBBLBSB91** 26cl 9oz  
H: 4.5cm  
Dia: 13cm 5¼"  
CTN QTY 12  
**RBBLBSB61** 20cl 7oz  
H: 4cm  
Dia: 11.6cm 4½"  
CTN QTY 12



**CHIP MUG**  
**RBBLBSCM1** 29cl 11oz  
H: 8cm  
Dia: 10cm 3¾"  
CTN QTY 12



**DEEP BOWL**  
**RBBLBSD1** 24cl 8.4oz  
H: 6cm  
Dia: 10.2cm 4"  
CTN QTY 12



**DIP POT**  
**RBBLBSD41** 11cl 4oz  
H: 5cm  
Dia: 8.5cm 3⅝"  
CTN QTY 12



**DIP POT**  
**RBBLBSD21** 6cl 2oz  
H: 4cm  
Dia: 7cm 2¾"  
CTN QTY 12

## PETRA SAND

NEW COLOUR



**SNACK BOWL**  
**RBSABS141** 40cl 14oz  
H: 6.5cm  
Dia: 13cm 5¼"  
CTN QTY 12



**SHALLOW BOWL**  
**RBSABS91** 126cl 9oz  
H: 4.5cm  
Dia: 13cm 5¼"  
CTN QTY 12



**SHALLOW BOWL**  
**RBSABS61** 20cl 7oz  
H: 4cm  
Dia: 11.6cm 4½"  
CTN QTY 12



**CHIP MUG**  
**RBSABSCM1** 29cl 11oz  
H: 8cm  
Dia: 10cm 3¾"  
CTN QTY 12



**DEEP BOWL**  
**RBSABSD1** 24cl 8.4oz  
H: 6cm  
Dia: 10.2cm 4"  
CTN QTY 12



**DIP POT**  
**RBSABSD41** 11cl 4oz  
H: 5cm  
Dia: 8.5cm 3⅝"  
CTN QTY 12



**DIP POT**  
**RBSABSD21** 6cl 2oz  
H: 4cm  
Dia: 7cm 2¾"  
CTN QTY 12

## SEATTLE GREY

NEW COLOUR



**SNACK BOWL**  
**RBGYBS141** 40cl 14oz  
H: 6.5cm  
Dia: 13cm 5¼"  
CTN QTY 12



**SHALLOW BOWL**  
**RBGYBS91** 126cl 9oz  
H: 4.5cm  
Dia: 13cm 5¼"  
CTN QTY 12



**SHALLOW BOWL**  
**RBGYBS61** 20cl 7oz  
H: 4cm  
Dia: 11.6cm 4½"  
CTN QTY 12



**CHIP MUG**  
**RBGYBSCM1** 29cl 11oz  
H: 8cm  
Dia: 10cm 3¾"  
CTN QTY 12



**DEEP BOWL**  
**RBGYBSD1** 24cl 8.4oz  
H: 6cm  
Dia: 10.2cm 4"  
CTN QTY 12



**DIP POT**  
**RBGYBSD41** 11cl 4oz  
H: 5cm  
Dia: 8.5cm 3⅝"  
CTN QTY 12



**DIP POT**  
**RBGYBSD21** 6cl 2oz  
H: 4cm  
Dia: 7cm 2¾"  
CTN QTY 12

## ANDORRA GREEN

NEW COLOUR



**SNACK BOWL**  
**RBGNBS141** 40cl 14oz  
H: 6.5cm  
Dia: 13cm 5¼"  
CTN QTY 12



**SHALLOW BOWL**  
**RBGNBS91** 126cl 9oz  
H: 4.5cm  
Dia: 13cm 5¼"  
CTN QTY 12



**SHALLOW BOWL**  
**RBGNBS61** 20cl 7oz  
H: 4cm  
Dia: 11.6cm 4½"  
CTN QTY 12



**CHIP MUG**  
**RBGNBSCM1** 29cl 11oz  
H: 8cm  
Dia: 10cm 3¾"  
CTN QTY 12



**DEEP BOWL**  
**RBGNBSD1** 24cl 8.4oz  
H: 6cm  
Dia: 10.2cm 4"  
CTN QTY 12



**DIP POT**  
**RBGNBSD41** 11cl 4oz  
H: 5cm  
Dia: 8.5cm 3⅝"  
CTN QTY 12



**DIP POT**  
**RBGNBSD21** 6cl 2oz  
H: 4cm  
Dia: 7cm 2¾"  
CTN QTY 12



# BIT ON THE SIDE

Versatility and Innovation

Innovative shapes and reactive glazes enhance the presentation of side dishes, bowl foods and sharing plates. The versatile shapes are designed to work alongside a variety of other Churchill tableware and wood items.



Featured with Churchill Cooper cutlery



## CHIP MUGS



**RIPPLE WHITE CHIP MUG**  
**WH RPCM1** 9.5 x 8.3cm  
 3 7/8" x 3 1/4"  
 28cl 10oz  
 CTN QTY 12



**RIPPLE CINNAMON CHIP MUG**  
**BCBRRPCM1** 9.5 x 8.3cm  
 3 7/8" x 3 1/4"  
 28cl 10oz  
 CTN QTY 12



**RIPPLE SAPPHIRE CHIP MUG**  
**BCBLRPCM1** 9.5 x 8.3cm  
 3 7/8" x 3 1/4"  
 28cl 10oz  
 CTN QTY 12

## DIP POTS



**RIPPLE WHITE DIP POT**  
**WH RPD41** 7 x 6.2cm  
 2 7/8" x 2 1/2"  
 11cl 4oz  
 CTN QTY 12  
**WH RPD21** 5.9 x 5cm  
 2 1/8" x 2"  
 5.7cl 2oz  
 CTN QTY 12



**RIPPLE CINNAMON DIP POT**  
**BCBRRPD41** 7 x 6.2cm  
 2 7/8" x 2 1/2"  
 11cl 4oz  
 CTN QTY 12  
**BCBRRPD21** 5.9 x 5cm  
 2 1/8" x 2"  
 5.7cl 2oz  
 CTN QTY 12



**RIPPLE SAPPHIRE DIP POT**  
**BCBLRPD41** 7 x 6.2cm  
 2 7/8" x 2 1/2"  
 11cl 4oz  
 CTN QTY 12  
**BCBLRPD21** 5.9 x 5cm  
 2 1/8" x 2"  
 5.7cl 2oz  
 CTN QTY 12



**SQUARE DIP POT**  
**WH BODP1** 5.5cm 2 1/4"  
 5.7cl 2oz  
 CTN QTY 24

## RIPPLE BOWLS



**RIPPLE WHITE BOWL**  
**WH SBRP1** 13 x 7.4cm  
 5 1/8" x 2 7/8"  
 56cl 19.7oz  
 CTN QTY 6



**RIPPLE CINNAMON BOWL**  
**BCBRSBRP1** 13 x 7.4cm  
 5 1/8" x 2 7/8"  
 56cl 19.7oz  
 CTN QTY 6



**RIPPLE SAPPHIRE BOWL**  
**BCBLSBRP1** 13 x 7.4cm  
 5 1/8" x 2 7/8"  
 56cl 19.7oz  
 CTN QTY 6



**RIPPLE WHITE SNACK BOWL**  
**WH RP101** 12 x 5.7cm  
 4 7/8" x 2 1/4"  
 28cl 10oz  
 CTN QTY 12  
**WH RP6 1** 10.4 x 4.9cm  
 4" x 2"  
 17cl 6oz  
 CTN QTY 12



**RIPPLE CINNAMON SNACK BOWL**  
**BCBRRP101** 12 x 5.7cm  
 4 7/8" x 2 1/4"  
 28cl 10oz  
 CTN QTY 12  
**BCBRRP6 1** 10.4 x 4.9cm  
 4" x 2"  
 17cl 6oz  
 CTN QTY 12



**RIPPLE SAPPHIRE SNACK BOWL**  
**BCBLRP101** 12 x 5.7cm  
 4 7/8" x 2 1/4"  
 28cl 10oz  
 CTN QTY 12  
**BCBLRP6 1** 10.4 x 4.9cm  
 4" x 2"  
 17cl 6oz  
 CTN QTY 12



**RIPPLE ONYX SNACK BOWL**  
**BCBKR101** 12 x 5.7cm  
 4 7/8" x 2 1/4"  
 28cl 10oz  
 CTN QTY 12

# CHURCHiLL<sup>®</sup> super vitrified BIT ON THE SIDE

## SPARK BOWLS



**SPARK WHITE BOWL**  
**WH SBSK1** 13 x 7.6cm  
5 1/4" x 3"  
55cl 19.3oz  
CTN QTY 6 ⊕



**SPARK SAPPHIRE BOWL**  
**BCBLSBSK1** 13 x 7.6cm  
5 1/4" x 3"  
55cl 19.3oz  
CTN QTY 6 ⊕



**SPARK ONYX BOWL**  
**BCBKBSK1** 13 x 7.6cm  
5 1/4" x 3"  
55cl 19.3oz  
CTN QTY 6 ⊕

## SQUARE BOWL



**SQUARE WHITE BOWL**  
**WH BOSB1** 13.5 x 13.5 x 7cm  
5 3/8" x 5 3/8" x 2 3/4"  
51.1cl 18oz  
CTN QTY 12

## BUCKINGHAM BOWL



**BUCKINGHAM WHITE BOWL**  
**W BESC1** 14 x 5.8cm  
2 3/4" x 5 1/2"  
38.5cl 13.5oz  
CTN QTY 24 ⊕

## ZEST BOWLS



**ZEST WHITE BOWL**  
**WH SBZE1** 12.9 x 7.6cm  
5" x 3"  
50cl 17.5oz  
CTN QTY 6 ⊕



**ZEST SAPPHIRE BOWL**  
**BCBLSBZE1** 12.9 x 7.6cm  
5" x 3"  
50cl 17.5oz  
CTN QTY 6 ⊕



**ZEST ONYX BOWL**  
**BCBKSBZE1** 12.9 x 7.6cm  
5" x 3"  
50cl 17.5oz  
CTN QTY 6 ⊕



**ZEST SNACK BOWL**  
**WH ZE121** 12.1 x 6.5cm  
4 7/8" x 2 1/2"  
34cl 12oz  
CTN QTY 12  
**WH ZE101** 11.6 x 6cm  
4 1/2" x 2 3/4"  
28cl 10oz  
CTN QTY 12  
**WH ZE651** 10 x 6cm  
4 1/2" x 2 1/2"  
19cl 6.5oz  
CTN QTY 12



**ZEST SNACK BOWL**  
**BCBKZE121** 12.1 x 6.5cm  
4 7/8" x 2 1/2"  
34cl 12oz  
CTN QTY 12  
**BCBKZE101** 11.6 x 6cm  
4 1/2" x 2 3/4"  
28cl 10oz  
CTN QTY 12

## SOUP BOWL



**WHITE SOUP BOWL**  
**WH RBL1** 47 x 16oz  
H: 6.3cm  
Dia: 13.2cm  
CTN QTY 12

## DISHES



**WHITE ROUND DISH**  
**WH ID7 1** 18.5 x 16.8cm  
7 1/4" x 6 5/8"  
35.8cl 12.6oz  
CTN QTY 12



**WHITE ROUND DISH**  
**WH ID6 1** 16 x 14.5cm  
6 1/4" x 5 3/4"  
24.7cl 8.7oz  
CTN QTY 12

## DIP DISHES



**RIPPLE WHITE DIP DISH**  
**WH RPDD1** 11.3 x 3.5cm  
4 1/2" x 1 1/8"  
14cl 5oz  
CTN QTY 12



**RIPPLE CINNAMON DIP DISH**  
**BCBRRPDD1** 11.3 x 3.5cm  
4 1/2" x 1 1/8"  
14cl 5oz  
CTN QTY 12



**RIPPLE SAPPHIRE DIP DISH**  
**BCBLRPDD1** 11.3 x 3.5cm  
4 1/2" x 1 1/8"  
14cl 5oz  
CTN QTY 12



**SQUARE DIP DISH**  
**WH BODD1** 10.5 x 3cm  
4 1/8" x 1 1/4"  
14cl 5oz  
CTN QTY 24



**BUTTER BLOCK**  
**WH BBB 1** 6cm 2 1/8"  
2.8cl 1oz  
CTN QTY 12



**BUTTER BLOCK**  
**WH CBB 1** 6cm 2 1/8"  
2.8cl 1oz  
CTN QTY 12



**SAUCE DISH**  
**WH SD4 1** 11cl 4oz  
H: 5cm  
Dia: 8.5cm  
CTN QTY 24  
**WH SD3 1** 9cl 3oz  
H: 4cm  
Dia: 8cm  
CTN QTY 24  
**WH SD2 1** 5.68cl 2oz  
H: 2.7cm  
Dia: 8cm  
CTN QTY 24

## JUGS



**SQUARE LARGE JUG**  
**WH BOJM1** 12 x 10 x 8.5cm  
4 1/2" x 4" x 3 3/8"  
34cl 12oz  
CTN QTY 4



**SQUARE LARGE JUG**  
**WH BOJS1** 8 x 7 x 6cm  
3 1/4" x 2 3/4" x 2 3/8"  
8.5cl 3oz  
CTN QTY 4



**MINI SAUCE BOAT**  
**WH BSSB1** 14cl 5oz  
H: 5cm  
CTN QTY 6

## PLANT POTS



**PAPRIKA PLANT POT**  
**BCPAPL171** 10.4 x 10.9cm  
4 1/8" x 4 1/4"  
48.3cl 17oz  
CTN QTY 6  
**BCPAPL121** 9 x 9.7cm  
2 7/8" x 3 7/8"  
34cl 12oz  
CTN QTY 12



**PAPRIKA PLANT POT**  
**BCPAPL4 1** 6.7 x 6.9cm  
2 5/8" x 2 3/4"  
11.4cl 4oz  
CTN QTY 12



**PAPRIKA PLANT POT**  
**BCPAPL2 1** 5.5 x 5.8cm  
2 1/4" x 2 1/4"  
5.7cl 2oz  
CTN QTY 12



**PAPRIKA DIP DISH**  
**BCPAPL5 1** 3.5 x 9.7cm  
3 7/8" x 1 1/2"  
14.2cl 5oz  
CTN QTY 12



**PEBBLE PLANT POT**  
**BCPEPL171** 10.4 x 10.9cm  
4 1/8" x 4 1/4"  
48.3cl 17oz  
CTN QTY 6  
**BCPEPL121** 9 x 9.7cm  
2 7/8" x 3 7/8"  
34cl 12oz  
CTN QTY 12

## BOWL LIDS/SIDE PLATES



**WHITE LID/SIDE PLATE**  
**WH SBLD1** 14.6cm 5 3/4"  
CTN QTY 6 ⊕



**CINNAMON LID/SIDE PLATE**  
**BCBRSBLD1** 14.6cm 5 3/4"  
CTN QTY 6 ⊕



**SAPPHIRE LID/SIDE PLATE**  
**BCBLSBLD1** 14.6cm 5 3/4"  
CTN QTY 6 ⊕



**ONYX LID/SIDE PLATE**  
**BCBKSBLD1** 14.6cm 5 3/4"  
CTN QTY 6 ⊕



**PEBBLE PLANT POT**  
**BCPEPL4 1** 6.7 x 6.9cm  
2 5/8" x 2 3/4"  
11.4cl 4oz  
CTN QTY 12



**PEBBLE PLANT POT**  
**BCPEPL2 1** 5.5 x 5.8cm  
2 1/4" x 2 1/4"  
5.7cl 2oz  
CTN QTY 12



**PEBBLE DIP DISH**  
**BCPEPL5 1** 3.5 x 9.7cm  
3 7/8" x 1 1/2"  
14.2cl 5oz  
CTN QTY 12

## HANDLED PADDLE



**WHITE HANDLED PADDLE**  
**WH PDLH1** 28.4cm 11 1/8"  
CTN QTY 6

CHURCHILL® super vitrified

# COOKWARE

Assured Performance

Cookware is an attractive oven-to-tableware range that combines vital performance with contemporary understated design. Featuring a high thermal shock resistance to reduce breakages, Cookware offers excellent heat retention properties and is oven, microwave and dishwasher safe.



**RECTANGULAR DISH**  
**WHCWLASN1** 16 x 12 x 5cm  
6 5/8" x 4 7/8" x 2"  
60cl 21.1oz  
CTN QTY 12



**RECTANGULAR DISH**  
**BCBKLASN1** 16 x 12 x 5cm  
6 5/8" x 4 7/8" x 2"  
60cl 21.1oz  
CTN QTY 12



**SHALLOW RECTANGULAR DISH**  
**WHCWSASN1** 15.5 x 11.5 x 4cm  
6 1/8" x 4 1/2" x 1 1/2"  
40cl 14oz  
CTN QTY 12



**SQUARE PIE DISH**  
**WHCWSPDN1** 12 x 12 x 5cm  
4 3/4" x 4 3/4" x 2"  
45cl 15.8oz  
CTN QTY 12



**SQUARE PIE DISH**  
**BCBKSPDN1** 12 x 12 x 5cm  
4 3/4" x 4 3/4" x 2"  
45cl 15.8oz  
CTN QTY 12



**ROUND PIE DISH**  
**WHCWRPDN1** 13.5cm x 5cm  
5 1/4" x 2"  
50cl 17.6oz  
CTN QTY 12



**ROUND PIE DISH**  
**BCBKRPDN1** 13.5 x 5cm  
5 1/4" x 2"  
50cl 17.6oz  
CTN QTY 12



**OVAL PIE DISH**  
**WHCWOPDN1** 15.2 x 11.3 x 5cm  
6" x 4 3/4" x 2"  
45cl 15.8oz  
CTN QTY 12



**OVAL PIE DISH**  
**BCBKOPDN1** 15.2 x 11.3 x 5cm  
6" x 4 3/4" x 2"  
45cl 15.8oz  
CTN QTY 12



**OVAL EARED DISH**  
**WHCWLOEN1** 34.5 x 19cm  
13 1/2" x 7 1/2"  
109cl 38oz  
CTN QTY 6



**INTERMEDIATE OVAL EARED DISH**  
**BCBKIOEN1** 23.2 x 12.5cm  
9 1/8" x 5"  
38cl 13.4oz  
CTN QTY 6



**SMALL OVAL EARED DISH**  
**WHCWSOEN1** 20.5 x 11.3cm  
8 1/8" x 4 3/8"  
25.5cl 9oz  
CTN QTY 6



**LARGE ROUND EARED DISH**  
**WHCWREN1** 17.5 x 21.5cm  
7" x 8 1/2"  
59cl 20.8oz  
CTN QTY 6



**LARGE ROUND EARED DISH**  
**BCBKREN1** 17.5 x 21.5cm  
7" x 8 1/2"  
59cl 20.8oz  
CTN QTY 6



**SMALL ROUND EARED DISH**  
**WHCWSREN1** 15 x 18cm  
5 7/8" x 7 1/8"  
30cl 10.6oz  
CTN QTY 6



**SMALL ROUND EARED DISH**  
**BCBKSRN1** 15 x 18cm  
5 7/8" x 7 1/8"  
30cl 10.6oz  
CTN QTY 6



**MINI ROUND EARED DISH**  
**WHCWRE6N1** 12.5 x 15.2cm  
5" x 6"  
18cl 6.3oz  
CTN QTY 6



**SOUFFLÉ DISH**  
**WHCWS12N1** 10cm 4"  
34cl 12oz  
CTN QTY 12



**RAMEKIN**  
**WHCWLRKN1** 9cm 3 1/2"  
19.5cl 6.9oz  
CTN QTY 24  
**WHCWSRKN1** 7cm 2 3/4"  
9cl 3.2oz  
CTN QTY 24



**RAMEKIN**  
**BCBKLRKN1** 9cm 3 1/2"  
19.5cl 6.9oz  
CTN QTY 24  
**BCBKSRKN1** 7cm 2 3/4"  
9cl 3.2oz  
CTN QTY 24




CHURCHILL® super vitrified

# COUNTER SERVE

Unique Serving Layouts

Counter Serve is an innovative product, designed to offer the perfect solution for all hot and cold counter service, with flexible layout and a clean white body. Counter Serve provides consistent presentation, improving the look of food display. Items are all oven proof, microwave and dishwasher safe, and are stackable for optimum storage efficiency.



Featured with Rustic Simmers page 304



**RECTANGULAR BAKING TRAY**  
**WHCWSBD1** 12 x 25 x 6.2cm  
 5" x 10" x 2½"  
 1ltr 35oz  
 CTN QTY 4



**SQUARE BAKING DISH**  
**WHCWSBD 1** 25 x 25 x 6.2cm  
 10" x 10" x 2½"  
 2ltr 70.4oz  
 CTN QTY 6



**RECTANGULAR BAKING TRAY**  
**WHCWSLBD1** 38 x 25 x 6.2cm  
 15" x 10" x 2½"  
 3.5ltr 123.2oz  
 CTN QTY 4



**RECTANGULAR BAKING TRAY**  
**WHCWXLBD1** 53 x 32.5 x 6.2cm  
 21" x 13" x 2½"  
 6ltr 211.8oz  
 CTN QTY 2



**RECTANGULAR BAKING TRAY**  
**WHCWLBD 1** 53 x 16 x 6.2cm  
 21" x 6½" x 2½"  
 3ltr 105.6oz  
 CTN QTY 2



**2/4 FLAT TRAY**  
**WHCWSLBD1** 53 x 15 x 2.5cm  
 21" x 6" x 1"  
 1.4ltr 50oz  
 CTN QTY 4



**LARGE CASSEROLE DISH**  
**WHCWRCDL1** 34 x 20 x 11.5cm  
 13½" x 7¾" x 4½"  
 4ltr 140.8oz  
 CTN QTY 2



**SMALL CASSEROLE DISH**  
**WHCWRCD 1** 18 x 19.4 x 11.5cm  
 7" x 6½" x 4½"  
 2ltr 70.4oz  
 CTN QTY 4



**SHALLOW CASSEROLE DISH\***  
**WHCWSCD 1** 17.5 x 18.5 x 8.5cm  
 6¾" x 7¾" x 3¾"  
 1.6ltr 56oz  
 CTN QTY 4



**SQUARE JUG**  
**WHCWSQJ 1** 18 x 12cm  
 7" x 4½"  
 1.5ltr 52.8oz  
 CTN QTY 2



**STRAIGHT SIDED DELI JAR**  
**WH SDJ 1** 11cm 4¾"  
 51cl 18oz  
 CTN QTY 4

**POLYCARBONATE SQUARE JUG LID**  
**WHCWSQJL1** 11cm 4¾"  
 CTN QTY 6

\* 1/6 plastic lid to fit Large Casserole Dish is available from nationwide catering distributors.  
 \* Polycarbonate lids are not available in France

CHURCHILL® super vitrified

# COUNTER SERVE HINTS

A Hint of Colour

Stonecast brings rustic charm to hot counter presentation, hand decorated in the UK with a fine speckle and rustic edge band making each piece unique. Timeless hot or cold counter dishes decorated in Stonecast Hints, Barley White and Indigo Blue are designed to enhance food presentation with a hint of colour.



## INDIGO BLUE



**SQUARE BAKING DISH**  
**SHBISBD 1** 25 x 25 x 6.2cm  
 10" x 10" x 2½"  
 1ltr 70.4oz  
 CTN QTY 6



**RECTANGULAR BAKING DISH**  
**SHBIRLBD 1** 38 x 25 x 6.2cm  
 15" x 10" x 2½"  
 3.5ltr 123.2oz  
 CTN QTY 4



**RECTANGULAR BAKING DISH**  
**SHBIXLBD 1** 53 x 32.5 x 6.2cm  
 21" x 13" x 2½"  
 6ltr 211.8oz  
 CTN QTY 2



**RECTANGULAR BAKING DISH**  
**SHBILBD 1** 53 x 16 x 6.2cm  
 21" x 6½" x 2½"  
 3ltr 105.6oz  
 CTN QTY 2



**SMALL CASSEROLE DISH**  
**SHBIRCD 1** 18 x 19.4 x 11.5cm  
 7" x 6½" x 4½"  
 2ltr 70.4oz  
 CTN QTY 4



**2/4 FLAT TRAY**  
**SHBISLBD 1** 53 x 15 x 2.5cm  
 21" x 6" x 1"  
 1.4ltr 50oz  
 CTN QTY 4

## BARLEY WHITE



**SQUARE BAKING DISH**  
**SHWHSBD 1** 25 x 25 x 6.2cm  
 10" x 10" x 2½"  
 1ltr 70.4oz  
 CTN QTY 6



**RECTANGULAR BAKING DISH**  
**SHWHLBD 1** 38 x 25 x 6.2cm  
 15" x 10" x 2½"  
 3.5ltr 123.2oz  
 CTN QTY 4



**RECTANGULAR BAKING DISH**  
**SHWHLBD 1** 53 x 32.5 x 6.2cm  
 21" x 13" x 2½"  
 6ltr 211.8oz  
 CTN QTY 2



**RECTANGULAR BAKING DISH**  
**SHWHLBD 1** 53 x 16 x 6.2cm  
 21" x 6½" x 2½"  
 3ltr 105.6oz  
 CTN QTY 2



**SMALL CASSEROLE DISH**  
**SHWHRCD 1** 18 x 19.4 x 11.5cm  
 7" x 6½" x 4½"  
 2ltr 70.4oz  
 CTN QTY 4



**2/4 FLAT TRAY**  
**SHWHSLBD 1** 53 x 15 x 2.5cm  
 21" x 6" x 1"  
 1.4ltr 50oz  
 CTN QTY 4

CHURCHILL® super vitrified

# SNACK ATTACK

An innovative range developed to be the ultimate flexible food presentation solution. The "one size fits all plate" is specifically designed to hold the diverse range of cups and dishes.

One plate, so many uses!



**TRIANGULAR SNACK PLATE**  
**WH TSP 1** 24.4cm 9½"  
 CTN QTY 6



**SOUP BOWL**  
**WH SB 1** 13cm 5¼"  
 54cl 19oz  
 CTN QTY 6  
**WH SMB 1** 12cm 4¾"  
 44cl 16oz  
 CTN QTY 6



**SMALL SOUP BOWL**  
**WH SSB 1** 11cm 4¾"  
 28cl 10oz  
 CTN QTY 24



**RICE BOWL**  
**WH RB451** 11.5cm 4½"  
 28cl 10oz  
 CTN QTY 24



**CAFÉ CUP**  
**WH MCLL1** 44cl 16oz  
 CTN QTY 6  
**WH CCLL1** 22.4cl 8oz  
 CTN QTY 24  
**WH CCL 1** 11cl 4oz  
 CTN QTY 24



**ELEGANT MUG**  
**WH ME 1** 28cl 10oz  
 CTN QTY 24



**STACKING MUG**  
**WH MSS 1** 28cl 10oz  
 CTN QTY 24



**CAPPUCCINO CUP**  
**WH CB441** 50cl 17.5oz  
 CTN QTY 6  
**WH CB281** 34cl 12oz  
 CTN QTY 24  
**WH CB201** 22.7cl 8oz  
 CTN QTY 24



**ONE CUP TEAPOT**  
**WH OCT 1** 36.2cl 13oz  
 CTN QTY 4  
**CAPPUCCINO CUP**  
**WH CB281** 34cl 12oz  
 CTN QTY 24  
**REPLACEMENT TEAPOT LID**  
**WH OCTL1**  
 CTN QTY 6



**SAUCE DISH**  
**WH SD4 1** 11cl 4oz  
 H: 5cm  
 Dia: 8.5cm  
 CTN QTY 24  
**WH SD3 1** 9cl 3oz  
 H: 4cm  
 Dia: 8cm  
 CTN QTY 24



**SAUCE DISH**  
**WH SD2 1** 5.68cl 2oz  
 H: 2.7cm  
 Dia: 8cm  
 CTN QTY 24



**DIPPER POT/  
 BUTTER PAD**  
**WH DP 1** 4.5cl 1.5oz  
 H: 4cm  
 Dia: 5.5cm  
 CTN QTY 24

## VOYAGER



**LARGE ECLIPSE DISH**  
**WHVYLED 1** 21cm 8¼"  
 41cl 15oz  
 CTN QTY 6



**ECLIPSE DISH**  
**WHVYED 1** 18.5cm 7½"  
 22.4cl 8oz  
 CTN QTY 12



**ODYSSEY SALT**  
**WHVYOS 1** 8.75cm 3½"  
 CTN QTY 6

**ODYSSEY PEPPER**  
**WHVYOP 1** 8.75cm 3½"  
 CTN QTY 6





CHURCHILL® super vitrified

# BULB & MONOCHROME

Reminiscent of artisan pottery

A collection of contemporary hand cast cups and accessory pieces, soft stylish shapes designed for comfort. All items are available in White and reactive Cinnamon Brown glaze. Cinnamon Brown pieces are hand dipped, creating the look of artisan pottery and making each a unique creation.



## BULB



**WHITE BULB CUP**  
**WH BU121** 36cl 12.5oz  
H: 10.4cm  
Dia: 7.2cm  
CTN QTY 6



**WHITE BULB CUP**  
**WH BU101** 30cl 10.5oz  
H: 7.5cm  
Dia: 8.4cm  
CTN QTY 6



**WHITE BULB CUP**  
**WH BU8 1** 24cl 8.5oz  
H: 7.2cm  
Dia: 8cm  
CTN QTY 6



**WHITE BULB CUP**  
**WH BU6 1** 18cl 6.3oz  
H: 6cm  
Dia: 7.7cm  
CTN QTY 6



**WHITE BULB CUP**  
**WH BU2 1** 7cl 2.5oz  
H: 5cm  
Dia: 5.7cm  
CTN QTY 6



**WHITE BULB CHIP MUG**  
**WH BUCM1** 30cl 10.5oz  
H: 7.3cm  
Dia: 8.4cm  
CTN QTY 6



**WHITE BULB DIP POT**  
**WH BUP21** 7cl 2.5oz  
H: 4.5cm  
Dia: 5.7cm  
CTN QTY 6

## MONOCHROME



**CINNAMON BROWN BULB CUP**  
**MOBRBU121** 36cl 12.5oz  
H: 10.4cm  
Dia: 7.2cm  
CTN QTY 6



**CINNAMON BROWN BULB CUP**  
**MOBRBU101** 30cl 10.5oz  
H: 7.5cm  
Dia: 8.4cm  
CTN QTY 6



**CINNAMON BROWN BULB CUP**  
**MOBRBU8 1** 24cl 8.5oz  
H: 7.2cm  
Dia: 8cm  
CTN QTY 6



**CINNAMON BROWN BULB CUP**  
**MOBRBU6 1** 18cl 6.3oz  
H: 6cm  
Dia: 7.7cm  
CTN QTY 6



**CINNAMON BROWN BULB CUP**  
**MOBRBU2 1** 7cl 2.5oz  
H: 5cm  
Dia: 5.7cm  
CTN QTY 6



**CINNAMON BROWN BULB CHIP MUG**  
**MOBRBUCM 1** 30cl 10.5oz  
H: 7.3cm  
Dia: 8.4cm  
CTN QTY 6



**CINNAMON BROWN BULB DIP POT**  
**MOBRBUP2 1** 7cl 2.5oz  
H: 4.5cm  
Dia: 5.7cm  
CTN QTY 6

Compatible with existing White and Stonecast Patina Vintage Copper saucers:



**WHITE SAUCER**  
**WH CSS 1** 15.6cm 6"  
CTN QTY 24  
(Fits WH BU121, WH BU101, WH BU8 1 and WH BU6 1)



**WHITE SAUCER**  
**WH ESS 1** 11.8cm 4½"  
CTN QTY 24  
(Fits WH BU2 1)



**VINTAGE COPPER SAUCER**  
**MOVCCSS 1** 15.6cm 6½"  
CTN QTY 12  
(Fits MOBRBU121, MOBRBU101, MOBRBU8 1 and MOBRBU6 1)



**VINTAGE COPPER SAUCER**  
**MOVCESS 1** 11.8cm 4½"  
CTN QTY 12  
(Fits MOBRBU2 1)



CHURCHILL® super vitrified

# MONOCHROME

Reminiscent of artisan pottery

Reminiscent of artisan pottery, Monochrome is hand dipped in three reactive coloured glazes. Create a rustic look with a coloured saucer or a contemporary look with a white saucer.



SAPPHIRE BLUE  
CAPPUCCINO CUP

**MOBLCB281** 34cl 12oz  
H: 6.5cm  
Dia: 11cm

CTN QTY 12

**MOBLCB201** 22.7cl 8oz  
H: 5.5cm  
Dia: 9.5cm

CTN QTY 12



CINNAMON BROWN  
CAPPUCCINO CUP

**MOBRCB281** 34cl 12oz  
H: 6.5cm  
Dia: 11cm

CTN QTY 12

**MOBRCB201** 22.7cl 8oz  
H: 5.5cm  
Dia: 9.5cm

CTN QTY 12



ONYX BLACK  
CAPPUCCINO CUP

**MOBKCB281** 34cl 12oz  
H: 6.5cm  
Dia: 11cm

CTN QTY 12

**MOBKCB201** 22.7cl 8oz  
H: 5.5cm  
Dia: 9.5cm

CTN QTY 12



MIST BLUE SAUCER

**MOMBSS 1** 15.6cm 6¼"

CTN QTY 12

(Fits MOBLCB281, MOBRCB281,  
MOBKCB281, MOBLCB201,  
MOBRCB201, MOBKCB201,  
MOBLVM121, MOBRVM121 &  
MOBKVM121)



VINTAGE COPPER SAUCER

**MOVCCSS 1** 15.6cm 6¼"

CTN QTY 12

(Fits MOBLCB281, MOBRCB281,  
MOBKCB281, MOBLCB201,  
MOBRCB201, MOBKCB201,  
MOBLVM121, MOBRVM121 &  
MOBKVM121)



IRON BLACK SAUCER

**MOIBCSS 1** 15.6cm 6¼"

CTN QTY 12

(Fits MOBLCB281, MOBRCB281,  
MOBKCB281, MOBLCB201,  
MOBRCB201, MOBKCB201,  
MOBLVM121, MOBRVM121 &  
MOBKVM121)



WHITE SAUCER

**WH CSS 1** 15.6cm 6¼"

CTN QTY 24

(Fits MOBLCB281, MOBRCB281,  
MOBKCB281, MOBLCB201,  
MOBRCB201, MOBKCB201,  
MOBLVM121, MOBRVM121 &  
MOBKVM121)



SAPPHIRE BLUE  
ESPRESSO CUP

**MOBLCB91** 10cl 3.5oz  
H: 6.5cm  
Dia: 5.5cm

CTN QTY 12



CINNAMON BROWN  
ESPRESSO CUP

**MOBRCB91** 10cl 3.5oz  
H: 6.5cm  
Dia: 5.5cm

CTN QTY 12



ONYX BLACK  
ESPRESSO CUP

**MOBKCB91** 10cl 3.5oz  
H: 6.5cm  
Dia: 5.5cm

CTN QTY 12



MIST BLUE SAUCER

**MOMBSS 1** 11.8cm 4½"

CTN QTY 12

(Fits MOBLCB91, MOBRCB91 &  
MOBKCB91)



VINTAGE COPPER SAUCER

**MOVCCSS 1** 11.8cm 4½"

CTN QTY 12

(Fits MOBLCB91, MOBRCB91 &  
MOBKCB91)



IRON BLACK SAUCER

**MOIBSS 1** 11.8cm 4½"

CTN QTY 12

(Fits MOBLCB91, MOBRCB91 &  
MOBKCB91)



WHITE SAUCER

**WH ESS 1** 11.8cm 4½"

CTN QTY 24

(Fits MOBLCB91, MOBRCB91 &  
MOBKCB91)



# CHURCHILL® super vitrified MONOCHROME



**SAPPHIRE BLUE MUG**  
**MOBLVM121** 34cl 12oz  
H: 11cm  
Dia: 8cm  
CTN QTY 12



**CINNAMON BROWN MUG**  
**MOBRVM121** 34cl 12oz  
H: 11cm  
Dia: 8cm  
CTN QTY 12



**ONYX BLACK MUG**  
**MOBKVM121** 34cl 12oz  
H: 11cm  
Dia: 8cm  
CTN QTY 12



**SAPPHIRE BLUE BOWL**  
**MOBLRBL61** 13.2 x 6.3cm  
5 1/4" x 2 1/2"  
47cl 16oz  
CTN QTY 12



**CINNAMON BROWN BOWL**  
**MOBRRL61** 13.2 x 6.3cm  
5 1/4" x 2 1/2"  
47cl 16oz  
CTN QTY 12



**ONYX BLACK BOWL**  
**MOBKRL61** 13.2 x 6.3cm  
5 1/4" x 2 1/2"  
47cl 16oz  
CTN QTY 12



**SAPPHIRE BLUE BEVERAGE POT**  
**MOBSB151** 42.6cl 15oz  
H: 10.5cm  
CTN QTY 4  
**REPLACEMENT LID**  
**WH RL151**  
CTN QTY 6



**CINNAMON BROWN BEVERAGE POT**  
**MOBRB151** 42.6cl 15oz  
H: 10.5cm  
CTN QTY 4  
**REPLACEMENT LID**  
**WH RL151**  
CTN QTY 6



**ONYX BLACK BEVERAGE POT**  
**MOBKS151** 42.6cl 15oz  
H: 10.5cm  
CTN QTY 4  
**REPLACEMENT LID**  
**WH RL151**  
CTN QTY 6



**SAPPHIRE BLUE JUG**  
**MOBSJ4 1** 11.4cl 4oz  
H: 7cm  
CTN QTY 4



**CINNAMON BROWN JUG**  
**MOBRJ4 1** 11.4cl 4oz  
H: 7cm  
CTN QTY 4



**ONYX BLACK JUG**  
**MOBKSJ4 1** 11.4cl 4oz  
H: 7cm  
CTN QTY 4



**SAPPHIRE BLUE SUGAR BOWL**  
**MOBLSGR1** 22.7cl 8oz  
H: 6.2cm  
Dia: 9.8cm  
CTN QTY 12



**CINNAMON BROWN SUGAR BOWL**  
**MOBRSSGR1** 22.7cl 8oz  
H: 6.2cm  
Dia: 9.8cm  
CTN QTY 12



**ONYX BLACK JUG SUGAR BOWL**  
**MOBKSSGR1** 22.7cl 8oz  
H: 6.2cm  
Dia: 9.8cm  
CTN QTY 12





CHURCHILL® super vitrified

# ULTIMO

The Ultimate Choice

Ultimo is a contemporary beverage solution, exclusively designed by coffee connoisseurs. The range offers a selection of desirable cups and mugs, statement beverage pots, stylish jugs and bowls which truly enhance the coffee experience. The curved interior base of the cups creates the perfect 'crema'.



**CAFÉ LATTE CUP**  
**WH BL181** 49.5cl 18oz  
 H: 9cm  
 Dia: 11.6cm  
 CTN QTY 6



**CAFÉ LATTE CUP**  
**WH BC141** 40cl 14oz  
 H: 8cm  
 Dia: 11.5cm  
 CTN QTY 12



**CAFÉ LATTE CUP**  
**WH BC101** 28.4cl 10oz  
 H: 7cm  
 Dia: 10.5cm  
 CTN QTY 24



**CAFÉ AMERICANO CUP**  
**WH BCA81** 22.7cl 8oz  
 H: 6cm  
 Dia: 10cm  
 CTN QTY 24



**CAPPUCCINO CUP**  
**WH BCC61** 18.4cl 6oz  
 H: 5.5cm  
 Dia: 9.5cm  
 CTN QTY 24



**CAFÉ MOCHA MUG**  
**WH BL101** 28.4cl 10oz  
 H: 11.5cm  
 Dia: 7cm  
 CTN QTY 12



**LARGE COUPE SAUCER**  
**WH BS6 1** 16cm 6 1/4"  
 CTN QTY 24  
 (Fits WH BL181, WH BC141,  
 WH BC101, WH BCA81 and  
 WH BCC61)



**ESPRESSO CUP**  
**WH BEC31** 10cl 3.5oz  
 H: 5cm  
 Dia: 7.5cm  
 CTN QTY 12



**ESPRESSO CUP**  
**WH BEC21** 7cl 2.5oz  
 H: 6.5cm  
 Dia: 5cm  
 CTN QTY 24



**SMALL COUPE SAUCER**  
**WH BS4 1** 12cm 4 3/4"  
 CTN QTY 24  
 (Fits WH BEC31, WH BEC21)



**BEVERAGE POT**  
**WH BT301** 85.2cl 30oz  
 H: 16cm  
 CTN QTY 4  
**BEVERAGE POT  
 REPLACEMENT LID**  
**WH UL301**  
 CTN QTY 6



**BEVERAGE POT**  
**WH BT151** 42.6cl 15oz  
 H: 13.5cm  
 CTN QTY 4  
**BEVERAGE POT  
 REPLACEMENT LID**  
**WH UL151**  
 CTN QTY 6



**JUG**  
**WH BJ5 1** 14.2cl 5oz  
 H: 6cm  
 CTN QTY 4



**JUG**  
**WH B25 1** 7cl 2.5oz  
 H: 5cm  
 CTN QTY 12



CHURCHILL® super vitrified

# CAFÉ & LATTE

Timeless Beverage Collections

## NEW ADDITIONS

Designed to withstand the rigors of the hospitality industry, Cafe and Latte are popular and timeless beverage collections. Available in a variety of key sizes, perfect for serving all manner of hot drinks.



## CAFÉ



**CAPPUCCINO CUP**  
**WH CB441** 50cl 17.5oz  
 H: 7cm  
 Dia: 11.5cm  
 CTN QTY 6  
**WH CB401** 46cl 16oz  
 H: 7cm  
 Dia: 11cm  
 CTN QTY 6



**SAUCER**  
**WH CSS 1** 15.6cm 6 1/4"  
 CTN QTY 24  
 (Fits WH CB441, WH CB401,  
 WH CB281, WH CB201,  
 WH CB111 & WH CB061)



**CAPPUCCINO CUP**  
**WH CB281** 34cl 12oz  
 H: 6.5cm  
 Dia: 11cm  
 CTN QTY 24



**ESPRESSO CUP**  
**WH CEB91** 10cl 3.5oz  
 H: 5.5cm  
 Dia: 6.5cm  
 CTN QTY 24

### NEW SHAPE



**CAPPUCCINO CUP**  
**WH CB111** 28cl 10oz  
 H: 6cm  
 Dia: 11cm  
 CTN QTY 12  
**WH CB201** 22.7cl 8oz  
 H: 5.5cm  
 Dia: 9.5cm  
 CTN QTY 24



**ESPRESSO SAUCER**  
**WH ESS 1** 11.8cm 4 1/2"  
 CTN QTY 24  
 (Fits WH CEB91)

### NEW SHAPE



**CAPPUCCINO CUP**  
**WH CB061** 17cl 6oz  
 H: 5.5cm  
 Dia: 9cm  
 CTN QTY 12



**NOVA TEAPOT**  
**WH T75 1** 42cl 15oz  
 H: 8cm  
 CTN QTY 4  
**REPLACEMENT LID**  
**WH T75L1**  
 CTN QTY 6

## LATTE



**CAFÉ LATTE MUG**  
**WH MCLL1** 44cl 16oz  
 H: 11cm  
 Dia: 10.5cm  
 CTN QTY 6  
**WH MCLM1** 40cl 14oz  
 H: 11cm  
 Dia: 10cm  
 CTN QTY 6



**CAFÉ LATTE MUG**  
**WH MCL 1** 34cl 12oz  
 H: 11cm  
 Dia: 9cm  
 CTN QTY 12



**LARGE CAFÉ SAUCER**  
**WH CLSL1** 16.5cm 6 1/2"  
 CTN QTY 24  
 (Fits WH MCLL1, WH MCLM1 &  
 WH MCL1)



**CAFÉ LATTE MUG**  
**WH ML101** 28cl 10oz  
 H: 10.5cm  
 Dia: 8.5cm  
 CTN QTY 12



**CAFÉ CUP**  
**WH CCLL1** 22.4cl 8oz  
 H: 10cm  
 Dia: 7.5cm  
 CTN QTY 24  
**WH CCL 1** 11cl 4oz  
 H: 6.5cm  
 Dia: 7cm  
 CTN QTY 24



**SMALL CAFÉ SAUCER**  
**WH CLSS1** 14.2cm 5 1/2"  
 CTN QTY 24  
 (Fits WH CCL 1)  
**ESPRESSO SAUCER**  
**WH ESS 1** 11.8cm 4 1/2"  
 CTN QTY 24  
 (Fits WH CECL1)



**MILK TOT**  
**WH MT1 1** 2.8cl 1oz  
 CTN QTY 12



# COMPACT

Fresh yet Functional

Compact is a comprehensive stacking beverage system that provides a fresh and practical solution for modern beverage service. The range offers outstanding functionality combined with a stylish retro design.



**STACKING CUP**  
**WH FTC71** 21.3cl 7.5oz  
 H: 6.2cm  
 Dia: 8cm  
 CTN QTY 24



**STACKING CUP**  
**WH FT101** 28.4cl 10oz  
 H: 8cm  
 Dia: 8cm  
 CTN QTY 24



**SAUCER**  
**WH FS6 1** 15.2cm 6"  
 CTN QTY 24  
 (Fits WH FTC71 & WH FT101)



**JUG**  
**WH FJ101** 28.4cl 10oz  
 H: 8.7cm  
 CTN QTY 4



**JUG**  
**WH FJ5 1** 14.2cl 5oz  
 H: 7cm  
 CTN QTY 4



**BEVERAGE POT**  
**WH FT151** 42.6cl 15oz  
 H: 11.7cm  
 CTN QTY 4



**SALT**  
**WH FSP 1** 6.5cm 2½"  
 CTN QTY 12

**BEVERAGE POT REPLACEMENT LID**  
**WH FL151**  
 CTN QTY 6

**PEPPER**  
**WH FPP 1** 6.5cm 2½"  
 CTN QTY 12





# WHITE HOLLOWARE

Perfect solutions to complement flatware

Add value to any beverage service with this comprehensive collection of White Holloware. Product performance is key with an excellent choice of shape and capacity.



**MAPLE BREAKFAST CUP**  
**WH CBM 1** 28cl 10oz  
 H: 6.8cm  
 Dia: 8.6cm  
 CTN QTY 24



**MAPLE TEA CUP**  
**WH COL 1** 19.6cl 7oz  
 H: 6.5cm  
 Dia: 7.5cm  
 CTN QTY 24



**WINDSOR MUG**  
**WH VMW 1** 28cl 10oz  
 H: 9.5cm  
 Dia: 7.8cm  
 CTN QTY 36



**NOVA MUG**  
**WH MB 1** 22.4cl 8oz  
 H: 8.6cm  
 Dia: 7.8cm  
 CTN QTY 24



**SAUCER**  
**WH TSOL 1** 15cm 5 7/8"  
 CTN QTY 24  
 (Fits with WH CBM 1,  
 WH COL 1, WH VMW 1,  
 WH MB 1)



**MAPLE COFFEE CUP**  
**WH CC 1** 11cl 4oz  
 H: 5.5cm  
 Dia: 6.6cm  
 CTN QTY 24



**MAPLE MOCHA CUP**  
**WH CCM 1** 9cl 3oz  
 H: 5.1cm  
 Dia: 6cm  
 CTN QTY 24



**SAUCER**  
**WH CS 1** 12.7cm 5"  
 CTN QTY 24  
 (Fits with WH CC 1,  
 WH CCM 1)



**NOVA TEA CUP**  
**WH CN 1** 21cl 7.5oz  
 H: 7cm  
 Dia: 8.2cm  
 CTN QTY 24



**SANDRINGHAM ELEGANT CUP**  
**WH CSE 1** 19.6cl 7oz  
 H: 7.4cm  
 Dia: 8.2cm  
 CTN QTY 24



**ELEGANT MUG**  
**WH ME 1** 28cl 10oz  
 H: 9.6cm  
 Dia: 8.2cm  
 CTN QTY 24



**SAUCER**  
**WH TS 1** 14cm 5 1/2"  
 CTN QTY 24  
 (Fits WH CN 1, WH CSE 1,  
 WH ME 1)



# CHURCHILL® super vitrified WHITE HOLLOWWARE



STACKING MUG  
**WH MSS 1** 28cl 10oz  
H: 9.5cm  
Dia: 7.5cm  
CTN QTY 24



NOVA MUG  
**WH M50 1** 28cl 10oz  
H: 8cm  
Dia: 8.2cm  
CTN QTY 24



BUBBLE CUP  
**WH SC121** 34cl 12oz  
H: 8.5cm  
Dia: 8.5cm  
CTN QTY 12



SAUCER  
**WH BS6 1** 16cm 6 1/4"  
CTN QTY 24  
(Fits WH SC121)



SANDRINGHAM TEA/  
COFFEE POT  
**WH PS301** 85.2cl 30oz  
H: 17.5cm  
CTN QTY 4  
SANDRINGHAM  
REPLACEMENT LID  
**WH LS301**  
CTN QTY 6



SANDRINGHAM TEA/  
COFFEE POT  
**WH PS151** 42cl 15oz  
H: 14.5cm  
CTN QTY 4  
SANDRINGHAM  
REPLACEMENT LID  
**WH LS151**  
CTN QTY 6



CAFÉ TEAPOT  
**WH CT121** 34cl 12oz  
H: 12cm  
CTN QTY 4  
CAFÉ TEAPOT LID  
**WH CTL 1**  
CTN QTY 6



ONE CUP TEAPOT  
**WH OCT 1** 36.2cl 13oz  
H: 10cm  
CTN QTY 4  
ONE CUP TEAPOT  
REPLACEMENT LID  
**WH OCTL1**  
CTN QTY 6  
CAPPUCCINO CUP  
**WH CB281** 34cl 12oz  
H: 6.5cm  
Dia: 11cm  
CTN QTY 24



COUNTER-SERVE  
SQUARE JUG  
**WHCWSQJ 1** 1.5ltr 52.8oz  
18 x 12cm  
CTN QTY 2  
POLYCARBONATE  
SQUARE JUG LID  
**WHCWSQJL1** 11cm 4 1/4"  
CTN QTY 6



BIT ON THE SIDE  
JUG  
**WH BOJM1** 34cl 12oz  
H: 12cm  
Dia: 8.5cm  
CTN QTY 4



BIT ON THE SIDE  
JUG  
**WH BOJS1** 8.5cl 3oz  
H: 8cm  
Dia: 7cm  
CTN QTY 4



SANDRINGHAM JUG/  
CREAMER  
**WH JS1 1** 56cl 20oz  
H: 15cm  
CTN QTY 4



SANDRINGHAM JUG/  
CREAMER  
**WH JS501** 28cl 10oz  
H: 12cm  
CTN QTY 4



SANDRINGHAM JUG/  
CREAMER  
**WH JS251** 14cl 5oz  
H: 10cm  
CTN QTY 4



MEDITERRANEAN  
UNHANDLED JUG  
**WH MJ 1** 9cl 3oz  
CTN QTY 24



MEDITERRANEAN  
UNHANDLED JUG  
**WH MJ2 1** 5.7cl 2oz  
CTN QTY 24



SANDRINGHAM/  
NOVA SUGAR BOWL  
**WH BS5 1** 25.6cl 9oz  
9cm 3 1/2"  
CTN QTY 12



SUGAR BOWL LID  
**WH LS 1**  
CTN QTY 6



SACHET SUGAR  
PACKET HOLDER  
**WH SH 1** 11.7cm x 7.3cm  
4 1/4" x 2 1/8"  
CTN QTY 6



BIT ON THE SIDE DIP POT  
**WH BODP1** 5.7cl 2oz  
5.5cm 2 1/4"  
CTN QTY 24

\* Polycarbonate lids are not available in France



Style without compromise



### 🇬🇧 Stand Out From The Crowd With Our Extensive Porcelain Range

An exciting tabletop personality that deliver style, individuality and great value to professional caterers. Tableware that bends to fit your needs. Art de Cuisine offers answers without compromise.

### 🇪🇸 Sobresalga de la Multitud

Una vajilla con personalidad que entrega estilo, individualidad y un precio competitivo a los profesionales de la hostelería.

### 🇩🇪 Aus der Menge hervorstechen

Das vielseitige Art de Cuisine-Sortiment bietet Stil ohne Kompromisse und ist für das anspruchsvolle Gastgewerbe konzipiert.

### 🇮🇹 Il piacere dell' originalità

Una grande personalità per dare stile, individualità e grande valore ai professionisti del catering.

### 🇫🇷 Sembler différent que tout le monde

Les vaiselles innovantes qui offrent le style individu et le bon marché.



MICROWAVE  
SAFE



STACKABLE



DURABLE  
AND VITRIFIED



DISHWASHER  
SAFE



BRITISH STANDARD  
EUROPEAN APPROVED  
VITRIFIED HOTELWARE



BRITISH STANDARD  
EUROPEAN APPROVED  
HOSPITALITY CERAMIC TABLEWARE  
INTENDED CONTACT WITH FOOD



BRITISH STANDARD  
MECHANICAL DISHWASHER  
RESISTANCE



# CALDERA

Ash Black

## MENU SHADES

Striking Contrast and Texture

Menu Shades features a matte glaze with a mottled Caldera texture that enhances the surface of the tableware. A distinct colour palette creates a striking contrast against fresh ingredients and stunning food presentation.



COUPE PLATE  
**ZCCAMC291** 29cm 11¼"  
CTN QTY 6



COUPE PLATE  
**ZCCAMC271** 27cm 10¾"  
CTN QTY 6



COUPE PLATE  
**ZCCAMC201** 20.5cm 8¼"  
CTN QTY 6



COUPE PLATE  
**ZCCAMC161** 15.5cm 6¼"  
CTN QTY 6



COUPE BOWL  
**ZCCAPB251** 25cm 9¾"  
147.9cl 50oz  
CTN QTY 6



LARGE RECTANGULAR PLATE  
**ZCCANRPL1** 35.5 x 19cm  
14" x 7½"  
CTN QTY 6



MEDIUM RECTANGULAR PLATE  
**ZCCANRPM1** 35.5 x 14.2cm  
14" x 5½"  
CTN QTY 6



BOWL  
**ZCCAWB6 1** 16cm 6¼"  
48cl 17oz  
CTN QTY 6



BOWL  
**ZCCAWB5 1** 13.4cm 5¼"  
34cl 12oz  
CTN QTY 6

# MENU SHADES

Striking Contrast and Texture

## CALDERA

Chalk White



Featured with Churchill Raku cutlery



COUPE PLATE  
**ZCCWMC291** 29cm 11 1/4"  
CTN QTY 6



COUPE PLATE  
**ZCCWMC271** 27cm 10 5/8"  
CTN QTY 6



COUPE PLATE  
**ZCCWMC201** 20.5cm 8 1/4"  
CTN QTY 6



COUPE PLATE  
**ZCCWMC161** 15.5cm 6 1/8"  
CTN QTY 6



COUPE BOWL  
**ZCCWPB251** 25cm 9 7/8"  
147.9cl 50oz  
CTN QTY 6



LARGE  
RECTANGULAR PLATE  
**ZCCWNRPL1** 35.5 x 19cm  
14" x 7 1/2"  
CTN QTY 6



MEDIUM  
RECTANGULAR PLATE  
**ZCCWNRPM1** 35.5 x 14.2cm  
14" x 5 1/2"  
CTN QTY 6



BOWL  
**ZCCWWB6 1** 16cm 6 1/4"  
48cl 17oz  
CTN QTY 6



BOWL  
**ZCCWWB5 1** 13.4cm 5 1/4"  
34cl 12oz  
CTN QTY 6

# MENU SHADES

Striking Contrast and Texture

## CALDERA

Flint Grey




COUPE PLATE  
**ZCCGMC291** 29cm 11¼"  
CTN QTY 6



COUPE PLATE  
**ZCCGMC271** 27cm 10¾"  
CTN QTY 6



COUPE PLATE  
**ZCCGMC201** 20.5cm 8¼"  
CTN QTY 6



COUPE PLATE  
**ZCCGMC161** 15.5cm 6¼"  
CTN QTY 6



COUPE BOWL  
**ZCCGPB251** 25cm 9¾"  
147.9cl 50oz  
CTN QTY 6



LARGE  
RECTANGULAR BOWL  
**ZCCGNRPL1** 35.5cm x 19cm  
14" x 7½"  
CTN QTY 6



MEDIUM  
RECTANGULAR BOWL  
**ZCCGNRPM1** 35.5 x 14.2cm  
14" x 5½"  
CTN QTY 6



BOWL  
**ZCCGW86 1** 16cm 6¼"  
48cl 17oz  
CTN QTY 6



BOWL  
**ZCCGW85 1** 13.4cm 5¼"  
34cl 12oz  
CTN QTY 6



# MENU SHADES

Relaxed and Understated Style

Menu Shades beverage items are available in tactile, matte Ash Black and Smoke Grey, across core shapes and sizes. The neutral and relaxed colour palette is ideal for any casual setting.



## ASH BLACK



CAPPUCCINO CUP  
**ZCSAC12 1** 34.1cl 12oz  
H: 6.5cm  
Dia: 10.5cm  
CTN QTY 6



CAPPUCCINO CUP  
**ZCSAPC7 1** 19.9cl 7oz  
H: 6.5cm  
Dia: 9cm  
CTN QTY 6



SAUCER  
**ZCSAPOS1** 15.5cm 6¼"  
CTN QTY 6  
(Fits ZCSAC12 1 & ZCSAPC7 1)



ESPRESSO CUP  
**ZCSAPEC31** 8.5cl 3oz  
H: 5cm  
Dia: 7cm  
CTN QTY 6



SAUCER  
**ZCSAPOSS1** 12.7cm 5"  
CTN QTY 6  
(Fits ZCSAPEC31)



FLARED MUG  
**ZCSAPOM 1** 34cl 12oz  
H: 11cm  
Dia: 9cm  
CTN QTY 6



JUG  
**ZCSAPOJ21** 6cl 2oz  
H: 7cm  
CTN QTY 4



OPEN SUGAR BOWL  
**ZCSAPOSU1** 8.5cl 3oz  
H: 5cm  
Dia: 7cm  
CTN QTY 6

## SMOKE GREY



CAPPUCCINO CUP  
**ZCSSC12 1** 34.1cl 12oz  
H: 6.5cm  
Dia: 10.5cm  
CTN QTY 6



CAPPUCCINO CUP  
**ZCSSPC7 1** 19.9cl 7oz  
H: 6.5cm  
Dia: 9cm  
CTN QTY 6



SAUCER  
**ZCSSPOS1** 15.5cm 6¼"  
CTN QTY 6  
(Fits ZCSSC12 1 & ZCSSPC7 1)



ESPRESSO CUP  
**ZCSSPEC31** 8.5cl 3oz  
H: 5cm  
Dia: 7cm  
CTN QTY 6



SAUCER  
**ZCSSPOSS1** 12.7cm 5"  
CTN QTY 6  
(Fits ZCSSPEC31)



FLARED MUG  
**ZCSSPOM 1** 34cl 12oz  
H: 11cm  
Dia: 9cm  
CTN QTY 6



JUG  
**ZCSSPOJ21** 6cl 2oz  
H: 7cm  
CTN QTY 4



OPEN SUGAR BOWL  
**ZCSSPOSU1** 8.5cl 3oz  
H: 5cm  
Dia: 7cm  
CTN QTY 6

# MENU PORCELAIN

Style without Compromise...

Menu porcelain collection blends classic and contemporary styles. The vitrified porcelain offers a brilliant white finish, designed with functionality in mind across a full and varied range of plates, bowls, accessories and beverage.



Featured with Sola Lima cutlery



MID RIM PLATE  
**ZCA PO111** 27cm 10½"  
CTN QTY 6



MID RIM PLATE  
**ZCA PO101** 25.4cm 10"  
CTN QTY 6  
**ZCA PO9 1** 22.8cm 9"  
CTN QTY 6



MID RIM PLATE  
**ZCA PO8 1** 20.3cm 8"  
CTN QTY 6  
**ZCA PO6 1** 17.1cm 6¾"  
CTN QTY 6



COUPE PLATE  
**ZCAPMC311** 31cm 12¼"  
CTN QTY 6  
**ZCAPMC271** 27cm 10½"  
CTN QTY 6



COUPE PLATE  
**ZCAPMC201** 20.5cm 8¼"  
CTN QTY 6  
**ZCAPMC161** 15.5cm 6¼"  
CTN QTY 6



BROAD RIM DINNER PLATE  
**ZCA PO121** 30.5cm 12"  
CTN QTY 6



SQUARE PLATE  
**ZCAPSQPL1** 30cm 11¾"  
CTN QTY 6



SQUARE PLATE  
**ZCAPSQPS1** 17.5cm 6¾"  
CTN QTY 6



LARGE RECTANGULAR PLATTER  
**ZCAPRCP1** 35.5 x 23.5cm  
14" x 9¼"  
CTN QTY 6



MEDIUM RECTANGULAR PLATTER  
**ZCAPRCPM1** 30.5 x 20cm  
12¼" x 8¼"  
CTN QTY 6



SMALL RECTANGULAR PLATTER  
**ZCAPRCP S1** 24.5 x 16cm  
9½" x 6¼"  
CTN QTY 6



LARGE RECTANGULAR PLATE  
**ZCAPNRPL1** 35.5 x 19cm  
14" x 7½"  
CTN QTY 6



MEDIUM RECTANGULAR PLATE  
**ZCAPNRPM1** 35.5 x 14.2cm  
14" x 5½"  
CTN QTY 6



SMALL RECTANGULAR PLATE  
**ZCAPNRPS1** 35.5 x 10cm  
14" x 4"  
CTN QTY 6



BROAD RIM PASTA BOWL  
**ZCA POBP1** 30.5cm 12"  
28cl 10oz  
CTN QTY 6



MID RIM PASTA BOWL  
**ZCA POMP1** 29.2cm 11½"  
56.8cl 20oz  
CTN QTY 6

ART de CUISINE® professional porcelain  
**MENU PORCELAIN**



MID RIM SOUP BOWL  
**ZCA POMS1** 22.8cm 9"  
 28cl 10oz  
 CTN QTY 6



MID RIM BOWL  
**ZCA POMO1** 16.5cm 6½"  
 19.9cl 7oz  
 CTN QTY 6



LARGE SLANTED BOWL  
**ZCA SLBL1** 21.5 x 9.8cm  
 8½" x 3¾"  
 80cl 28oz  
 CTN QTY 6



MEDIUM SLANTED BOWL  
**ZCA SLBM1** 17.5 x 8.1cm  
 6¾" x 3¼"  
 40cl 14oz  
 CTN QTY 6



BOWL  
**ZCAPWB6 1** 16cm 6¼"  
 48cl 17oz  
 CTN QTY 6



BOWL  
**ZCAPWB5 1** 13.4cm 5¼"  
 34cl 12oz  
 CTN QTY 6



STACKING CUP  
**ZCA POST1** 21cl 7.5oz  
 H: 7.1cm  
 Dia: 7.1cm  
 CTN QTY 6



SOUP CUP  
**ZCA POSC1** 28cl 10oz  
 H: 6cm  
 Dia: 10cm  
 CTN QTY 6



FLARED TEA CUP  
**ZCA POTC1** 23cl 8oz  
 H: 8cm  
 Dia: 9cm  
 CTN QTY 6



BROAD RIM TEA SAUCER  
**ZCA POS61** 16.5cm 6½"  
 CTN QTY 6  
 (Fits ZCA POST1, ZCA POSC1 &  
 ZCA POTC1)



CAPPUCCINO CUP  
**ZCA C12 1** 34.1cl 12oz  
 H: 6.5cm  
 Dia: 10.5cm  
 CTN QTY 6



CAPPUCCINO CUP  
**ZCA PC7 1** 19.9cl 7oz  
 H: 6.5cm  
 Dia: 9cm  
 CTN QTY 6



SAUCER  
**ZCA POSM1** 15.5cm 6¼"  
 CTN QTY 6  
 (Fits ZCA PC7 1 & ZCA C12 1)



FLARED TEA CUP  
**ZCA POM21** 34cl 12oz  
 H: 9cm  
 Dia: 10cm  
 CTN QTY 6



BROAD RIM TEA SAUCER  
**ZCA POS71** 17.1cm 6¾"  
 CTN QTY 6  
 (Fits ZCA POM21)



ESPRESSO CUP  
**ZCA PEC31** 8.5cl 3oz  
 H: 5cm  
 Dia: 7cm  
 CTN QTY 6



SMALL SAUCER  
**ZCA POSS1** 12.7cm 5"  
 CTN QTY 6  
 (Fits ZCA PEC31)



FLARED MUG  
**ZCA POM 1** 29.8cl 10.5oz  
 H: 11cm  
 Dia: 9cm  
 CTN QTY 6



BEVERAGE POT  
**ZCA POP11** 42cl 15oz  
 H: 12cm  
 CTN QTY 4  
 REPLACEMENT LID  
**ZCA PL151**  
 CTN QTY 6



JUG  
**ZCA POJ51** 14cl 5oz  
 H: 8.5cm  
 CTN QTY 4



JUG  
**ZCA POJ21** 6cl 2oz  
 H: 7cm  
 CTN QTY 4



OPEN SUGAR  
**ZCA POSU1** 8.5cl 3oz  
 H: 5cm  
 Dia: 7cm  
 CTN QTY 6



PRESENTATION PAN  
**ZCAPPP5 1** 13.4cm 5¼"  
 34cl 12oz  
 CTN QTY 6



PRESENTATION PAN  
**ZCAPPP4 1** 11.8cm 4¼"  
 23cl 8oz  
 CTN QTY 6



MINI SAUCE PAN  
**ZCAPMS4 1** 8 x 4.5cm  
 3" x 1¾"  
 11cl 4oz  
 CTN QTY 6



**PLATE COVER FIT**  
**PLATOS ENCAJAN CON**  
**CUBIERTAS ESTANDARES**  
**ADATTABILITÀ AI**  
**COPERCHI PER PIATTI**  
**COUVERCLE**

Fits all standard plate covers in the market, both metal and plastic. This helps back of house preparations and food transportation.

**RIM SHAPE**  
**FORMA DEL ALA**  
**FORMA DEL BORDO**  
**FORME**

Wide and couped rim aids handling and stability.

**PORCELAIN**  
**PORCELANA**  
**PORCELLANA**  
**PORCELAINE**

Excellent performance and durability.

**DEPTH**  
**ALTURA**  
**PROFONDITÀ**  
**HAUTEUR**

Plate height is low so it will fit into racking systems and heated trolleys.



**UNDERCUT RIM**  
**BORDE INTERIOR ELEVADO**  
**BORDO ARROTONDATO**  
**BORD RELEVÉ**

A wide base for excellent stackability and storage.

**FLAT BASE**  
**BASE PLANA**  
**BASE PIATTA**  
**CHALEUR**

The plate is designed to have full contact with a heated tray, retaining heat and keeping food hot for longer.

**DISHWASHER & MICROWAVE SAFE**  
**SEGURO PARA INGRESAR AL**  
**LAVAVAJILAS Y MICROONDAS**  
**SICURI IN LAVASTOVIGLIE E MICROONDE**  
**APTE MICRO ONDE ET LAVE VAISSELLE**

All items have been designed to fit easily in to a dishwasher.



# FUTURE CARE

## Functional & Stylish Solution

Introducing Future Care, a range of specialist ceramics designed to assist independence and support wellbeing. The collection features individual pieces ergonomically designed for the health care market, suitable for care homes, hospitals, retirement homes and care villages. Future Care is a classic range tailored for individual personal needs and enhances food presentation.

### PORCELAIN

A stylish and functional white porcelain collection that delivers on durability and practicality.

### DESIGN

Designed with the needs of the ageing population in mind. Future care provides additional grip, stability, and food control providing greater independence for the individual.

### STACKABILITY

All items have a wide stackable base for storage and to maximize stability.

### FLAT BASE

The plate is designed to have full contact with a heated tray, retaining heat and keeping food hot for longer.

### COMPLEMENTARY ITEMS

Future Care can be complemented with Art de Cuisine Menu to provide a full tabletop solution.

### DISHWASHER & MICROWAVE SAFE

All items have been designed to fit easily into a dishwasher.

# FUTURE CARE

A Functional & Practical Solution

Following extensive market research, a collection of products have been designed for the Future Care range. Care industry experts have identified that food is more visible against the contrast of blue tableware, improving food intake and nutrition. Future Care tableware is the natural choice for assisted living.



MID RIM PLATE  
**FCBLPO8 1** 20.3cm 8"  
CTN QTY 6



FOOTED DINNER PLATE  
**FCBLFC101** 26cm 10 1/2"  
CTN QTY 6



MID RIM BOWL  
**FCBLPOMO1** 16.5cm 6 1/2"  
19.9cl 7oz  
CTN QTY 6



DOUBLE HANDLED  
STACKING MUG  
**FCBLFD101** H: 8cm  
Dia: 15cm  
28.4cl 10oz  
CTN QTY 6



DINNER PLATE FOOTED  
**ZCAFFC101** 26cm 10 1/2"  
CTN QTY 6



DINNER PLATE FLAT BASE  
**ZCAFFP251** 25.5cm 10"  
CTN QTY 6



DOUBLE HANDLED  
CONSUMME BOWL  
**WHF DHB 1** 40cl 14oz  
H: 7.5cm  
Dia: 10cm  
CTN QTY 6



SAUCER  
**ZCAFFCS 1** 15.3cm 6"  
CTN QTY 12

\*Plastic lid is available from nationwide catering distributors.

# rustics

Create impact with bold colour

Rustic texture in bold, striking colours. Available across 6 contemporary colours, Rustics Snug Mugs are statement pieces for the tabletop. Deli bowls add impact with bold, vivid colours on buffet displays or served to the table.



## SNUG MUGS



**WHITE SNUG MUG**  
**ZCASMGWH1** 35.5cl 12oz  
H: 8cm  
Dia: 10cm  
CTN QTY 6



**GREEN SNUG MUG**  
**ZCASMGGR1** 35.5cl 12oz  
H: 8cm  
Dia: 10cm  
CTN QTY 6



**RED SNUG MUG**  
**ZCASMGRD1** 35.5cl 12oz  
H: 8cm  
Dia: 10cm  
CTN QTY 6



**BROWN SNUG MUG**  
**ZCASMGBR1** 35.5cl 12oz  
H: 8cm  
Dia: 10cm  
CTN QTY 6



**BLACK SNUG MUG**  
**ZCASMGBK1** 35.5cl 12oz  
H: 8cm  
Dia: 10cm  
CTN QTY 6



**CREAM SNUG MUG**  
**ZCASMGCR1** 35.5cl 12oz  
H: 8cm  
Dia: 10cm  
CTN QTY 6

## DELI BOWLS



**GREEN GLAZE RIPPLE BOWL**  
**ZCGRRB741** 9 x 21cm  
3 1/2" x 8 1/4"  
218cl 74oz  
CTN QTY 4



**GREEN GLAZE RIPPLE BOWL**  
**ZCGRRB401** 9 x 16.5cm  
3 1/2" x 6 1/2"  
118cl 40oz  
CTN QTY 6



**RED GLAZE RIPPLE BOWL**  
**ZCRRRB741** 9 x 21cm  
3 1/2" x 8 1/4"  
218cl 74oz  
CTN QTY 4



**RED GLAZE RIPPLE BOWL**  
**ZCRRRB401** 9 x 16.5cm  
3 1/2" x 6 1/2"  
118cl 40oz  
CTN QTY 6



**BLACK GLAZE RIPPLE BOWL**  
**ZCBRRB741** 9 x 21cm  
3 1/2" x 8 1/4"  
218cl 74oz  
CTN QTY 4



**BLACK GLAZE RIPPLE BOWL**  
**ZCBRRB401** 9 x 16.5cm  
3 1/2" x 6 1/2"  
118cl 40oz  
CTN QTY 6



# rustics SIMMER

Earthy, Rustic and Authentic

The Rustics Simmer range offers accessories across an earthy, natural colour palette. Authentic style mezzes, side dishes and skillet pans are the perfect accompaniment to all manner of food styles.



## SIMMER BROWN



DEEP SKILLET PAN  
**ZCAGPN2 1** 24.5cm 9 5/8"  
57cl 20oz  
CTN QTY 6



SMALL SKILLET PAN  
**ZCAGPN1 1** 23cm 9"  
37cl 13oz  
CTN QTY 6  
(Fits ZCAGLD1 1 lid)



STEW POT AND LID  
**ZCAGLSPT1** 14cm 5 1/2"  
43cl 15oz  
CTN QTY 6



REPLACEMENT LID  
**ZCAGLD1 1** 15cm 5 7/8"  
CTN QTY 6  
(Fits ZCAGLSPT1, ZCAGPN1 1,  
ZCAGHPD 1 & ZCAGMD141)



MEZZES DISH  
**ZCAGMD201** 20cm 8"  
55cl 19.4oz  
CTN QTY 6



MEZZES DISH  
**ZCAGSPD 1** 17cm 6 5/8"  
40cl 14oz  
CTN QTY 6



MEZZES DISH  
**ZCAGMD141** 14cm 5 1/2"  
31.3cl 11oz  
CTN QTY 6  
(Fits ZCAGLD1 1)  
**ZCAGME111** 11cm 4 3/8"  
19.9cl 7oz  
CTN QTY 6



DIP POT / RAMEKIN  
**ZCAGRP2 1** 6.5cm 2 1/2"  
5.7cl 2oz  
CTN QTY 6

## SIMMER TERRACOTTA



MEZZES DISH  
**ZCRTMD201** 20cm 8"  
55cl 19.4oz  
CTN QTY 6



MEZZES DISH  
**ZCRTSPD 1** 17cm 6 5/8"  
40cl 14oz  
CTN QTY 6



MEZZES DISH  
**ZCRTMD141** 14cm 5 1/2"  
31.3cl 11oz  
CTN QTY 6



DIP POT / RAMEKIN  
**ZCRTRP2 1** 6.5cm 2 1/2"  
5.7cl 2oz  
CTN QTY 6

## SIMMER BLACK



DEEP SKILLET PAN  
**ZCBRPN2 1** 24.5cm 9 5/8"  
57cl 20oz  
CTN QTY 6



SMALL SKILLET PAN  
**ZCBRPN1 1** 23cm 9"  
37cl 13oz  
CTN QTY 6  
(Fits Lid ZCBRLD1 1)



LIDDED STEW POT  
**ZCBRLSPT1** 14cm 5 1/2"  
43cl 15oz  
CTN QTY 6



REPLACEMENT LID  
**ZCBRLD1 1**  
CTN QTY 6  
(Fits ZCBRPN1 1)

# igneous

*Naturally rustic...*

Emulating hand thrown pottery, Igneous features a ribbed embossment across a rustic, exposed base and is finished with artisan style glazes. The black glaze has a soft, matte finish and creates a striking contrast against the biscuit base. Igneous Natural is a gloss glaze in a neutral tone that features a subtle speckle.



Featured with Churchill Isla cutlery



## BLACK



RAMEKIN  
**ZCBKIGR51** 10cm 4"  
15cl 5.2oz  
CTN QTY 6



RAMEKIN  
**ZCBKIGR21** 9cm 3½"  
9.5cl 3.3oz  
CTN QTY 6



RAMEKIN  
**ZCBKIGR11** 6.5cm 2½"  
4cl 1.4oz  
CTN QTY 6



RECTANGULAR DISH  
**ZCBKIGRD1** 17 x 13cm  
6¾" x 5¼"  
48.3cl 17oz  
CTN QTY 6



COCOTTE AND LID  
**ZCBKIGC21** 15.9 x 7cm  
6¼" x 2¾"  
53cl 20oz  
CTN QTY 6  
REPLACEMENT LID  
**ZCBKIGL21**  
CTN QTY 6



COCOTTE AND LID  
**ZCBKIGC11** 14 x 7cm  
5½" x 2¾"  
35cl 12oz  
CTN QTY 6  
REPLACEMENT LID  
**ZCBKIGL11**  
CTN QTY 6



LARGE PIE DISH  
**ZCBKIGLP1** 16cm 6¼"  
55cl 19.3oz  
CTN QTY 6



SMALL PIE DISH  
**ZCBKIGSP1** 14cm 5½"  
40cl 14oz  
CTN QTY 6



INDIVIDUAL DISH  
**ZCBKIGI 1** 14cm 5½"  
28.4cl 10oz  
CTN QTY 6



INDIVIDUAL DISH  
**ZCBKIGID1** 12cm 4¾"  
19cl 6.6oz  
CTN QTY 6

# igneous

NATURAL



PLATE  
**ZCATIG131** 33cm 13"  
CTN QTY 6



PLATE  
**ZCATIG111** 28cm 11"  
CTN QTY 6  
**ZCATIGP91** 23cm 9"  
CTN QTY 6



SIDE PLATE  
**ZCATIGP71** 18cm 7"  
CTN QTY 6



OVAL PLATE  
**ZCATIG141** 35.5 x 26.5cm  
14" x 10½"  
CTN QTY 6



OVAL PLATE  
**ZCATIG121** 32cm 12½"  
CTN QTY 6



SQUARE PLATE  
**ZCATIG301** 30 x 30cm  
11¾" x 11¾"  
CTN QTY 6



SQUARE PLATE  
**ZCATIG271** 27 x 27cm  
10¾" x 10¾"  
CTN QTY 6



SQUARE PLATE  
**ZCATIG211** 21 x 21cm  
8¼" x 8¼"  
CTN QTY 6



RECTANGULAR PLATE  
**ZCATIG351** 35 x 18cm  
13¾" x 7¼"  
CTN QTY 6



RECTANGULAR PLATE  
**ZCATIG291** 29 x 15cm  
11½" x 5¾"  
CTN QTY 6



RECTANGULAR PLATE  
**ZCATIG151** 15 x 10cm  
5¾" x 3¾"  
CTN QTY 6



BOWL  
**ZCATIGB31** 14.5 x 5.5cm  
5¾" x 2"  
34cl 12oz  
CTN QTY 6



SINGLE SERVING DISH  
**ZCATIGS51** 18.5 x 12.5 x 3.8cm  
7½" x 4¾" x 1½"  
43cl 15oz  
CTN QTY 6



RECTANGULAR DISH  
**ZCATIGRD1** 17 x 13cm  
6¾" x 5¼"  
48.3cl 17oz  
CTN QTY 6



INDIVIDUAL DISH  
**ZCATIGI1** 14cm 5½"  
28.4cl 10oz  
CTN QTY 6



INDIVIDUAL DISH  
**ZCATIGID1** 12cm 4¾"  
19cl 6.6oz  
CTN QTY 6



LARGE PIE DISH  
**ZCATIGLP1** 16cm 6¼"  
55cl 19.3oz  
CTN QTY 6



SMALL PIE DISH  
**ZCATIGSP1** 14cm 5½"  
40cl 14oz  
CTN QTY 6



COCOTTE AND LID  
**ZCATIGC21** 15.9 x 7cm  
6¼" x 2¾"  
53cl 18.6oz  
CTN QTY 6  
REPLACEMENT LID  
**ZCATIGL21**  
CTN QTY 6



COCOTTE AND LID  
**ZCATIGC11** 14 x 7cm  
5½" x 2¾"  
35cl 12.3oz  
CTN QTY 6  
REPLACEMENT LID  
**ZCATIGL11**  
CTN QTY 6



RAMEKIN  
**ZCATIGR51** 10cm 4"  
15cl 5.2oz  
CTN QTY 6



RAMEKIN  
**ZCATIGR21** 9cm 3½"  
9.5cl 3.3oz  
CTN QTY 6



RAMEKIN  
**ZCATIGR11** 6.5cm 2½"  
4cl 1.4oz  
CTN QTY 6



ESPRESSO CUP  
**ZCATIGEC1** 3oz 9cl  
H: 5.5cm  
Dia: 9cm  
CTN QTY 6



ESPRESSO SAUCER  
**ZCATIGES1** 13.5cm 5¼"  
CTN QTY 6



TEACUP  
**ZCATIGIC1** 8oz 25cl  
H: 7.5cm  
Dia: 11.5cm  
CTN QTY 6



TEA SAUCER  
**ZCATIGCS1** 16.5cm 6½"  
CTN QTY 6



MUG  
**ZCATIMG121** 34cl 12oz  
H: 10.5cm  
Dia: 9.5cm  
CTN QTY 6



SUGAR BOWL  
**ZCATIGSB1** 6oz 16cl  
CTN QTY 6



TEAPOT  
**ZCATIGP1** 21oz 60cl  
CTN QTY 6  
REPLACEMENT LID  
**ZCATIGL1**  
CTN QTY 6



JUG  
**ZCATIGJG1** 5oz 14cl  
CTN QTY 6





ALCHEMY®

## Buffet

The ultimate display

Create the ultimate food display using versatile buffet pieces in ceramic, wood and melamine. Designed to work together, Churchill's mixed material buffet solutions can create a variety of looks, from classical and elegant hotel breakfast buffet, to a rustic market fresh style lunch feast or sleek, urban corporate meeting breakout.

# buffet trays

Delectable Displays


Create eye-catching buffet displays with Alchemy buffet trays. A stylish, modular and versatile concept, available in a mix of melamine colours, white and hand decorated ceramic and acacia wood. The range is perfect for deli style buffet displays, working lunches and conference catering.




## ceramic buffet trays




RECTANGULAR CERAMIC  
BUFFET TRAY  
**APRBART 1** 30 x 14.5cm  
11 3/4" x 5 3/4"  
CTN QTY 6




RECTANGULAR CERAMIC  
BUFFET TRAY  
**APRBART21** 56 x 15.3cm  
22" x 6"  
CTN QTY 4



RECTANGULAR CERAMIC  
BUFFET TRAY  
**APRBART31** 53 x 32.5cm  
20 7/8" x 12 3/4"  
CTN QTY 2



RECTANGULAR CERAMIC  
BUFFET TRAY  
**APRBART41** 46 x 10cm  
18" x 3 7/8"  
CTN QTY 4



RECTANGULAR CERAMIC  
BUFFET TRAY  
**APRBART51** 58 x 20cm  
22 7/8" x 7 7/8"  
CTN QTY 4



RECTANGULAR CERAMIC  
BUFFET TRAY  
**APRBART61** 17 x 10cm  
6 3/4" x 3 3/4"  
CTN QTY 6



SQUARE CERAMIC  
BUFFET TRAY  
**APRBAST 1** 30.3 x 30.3cm  
11 7/8" x 11 7/8"  
CTN QTY 4

## ceramic hints buffet trays



HINTS BARLEY WHITE  
RECTANGULAR BUFFET TRAY  
**SHWHART 1** 30 x 14.5cm  
11 3/4" x 5 3/4"  
CTN QTY 6



HINTS BARLEY WHITE  
SQUARE BUFFET TRAY  
**SHWHAST 1** 30.3 x 30.3cm  
11 7/8" x 11 7/8"  
CTN QTY 4




HINTS INDIGO BLUE  
RECTANGULAR BUFFET TRAY  
**SHBIART 1** 30 x 14.5cm  
11 3/4" x 5 3/4"  
CTN QTY 6




HINTS INDIGO BLUE  
SQUARE BUFFET TRAY  
**SHBIAST 1** 30.3 x 30.3cm  
11 7/8" x 11 7/8"  
CTN QTY 4


## ceramic moonstone buffet trays



OVAL BUFFET TRAY  
**APRSMBT11** 58 x 20 x 3cm  
22 1/2" x 7 1/2" x 1 1/8"  
CTN QTY 4



OVAL BUFFET TRAY  
**APRSMBT1** 58 x 15 x 3cm  
22 1/2" x 5" x 1 1/8"  
CTN QTY 4



OVAL BUFFET TRAY  
**APRSMBT51** 58 x 10 x 3cm  
22 1/2" x 3 7/8" x 1 1/8"  
CTN QTY 4



Enhancing food displays with  
design & durability



## MELAMINE

---

An extensive range of melamine shapes in a variety of colours and finishes, designed to work with the comprehensive Churchill range of ceramics and wood.

Versatile pieces work for all manner of food displays, from modular buffet trays to soft, organic shaped bowls, available in either gloss or matte finishes. Designed in house, all shapes are exclusive to Churchill and made with 100% food safe melamine.

Churchill melamine is stain resistant and dishwasher safe, vigorously tested to ensure it meets the demands of the hospitality environment.



STACKABLE



DISHWASHER  
SAFE



Food Safe Product

Learn more about our Features & Benefits  
See page 334 - 337



ALCHEMY®  
MELAMINE



**RECTANGULAR GRANITE MELAMINE BUFFET TRAY**  
**ZPL MRG21** 56 x 15.3cm  
22" x 6"  
CTN QTY 4



**RECTANGULAR GRANITE MELAMINE BUFFET TRAY**  
**ZPL MRG31** 53 x 32.5cm  
20 7/8" x 12 3/4"  
CTN QTY 2



**RECTANGULAR GRANITE MELAMINE BUFFET TRAY**  
**ZPL MRTG1** 30 x 14.5cm  
11 3/4" x 5 3/4"  
CTN QTY 6



**SQUARE GRANITE MELAMINE BUFFET TRAY**  
**ZPL MSTG1** 30.3 x 30.3cm  
11 7/8" x 11 7/8"  
CTN QTY 4



**RECTANGULAR BLACK MELAMINE BUFFET TRAY**  
**ZPL MRT21** 56 x 15.3cm  
22" x 6"  
CTN QTY 4



**RECTANGULAR BLACK MELAMINE BUFFET TRAY**  
**ZPL MRT31** 53 x 32.5cm  
20 7/8" x 12 3/4"  
CTN QTY 2



**RECTANGULAR BLACK MELAMINE BUFFET TRAY**  
**ZPL MRT1** 30 x 14.5cm  
11 3/4" x 5 3/4"  
CTN QTY 6



**SQUARE BLACK MELAMINE BUFFET TRAY**  
**ZPL MST1** 30.3 x 30.3cm  
11 7/8" x 11 7/8"  
CTN QTY 4



**RECTANGULAR WHITE MELAMINE BUFFET TRAY**  
**ZPL MRW21** 56 x 15.3cm  
22" x 6"  
CTN QTY 4



**RECTANGULAR WHITE MELAMINE BUFFET TRAY**  
**ZPL MRW31** 53 x 32.5cm  
20 7/8" x 12 3/4"  
CTN QTY 2



**RECTANGULAR WHITE MELAMINE BUFFET TRAY**  
**ZPL MRTW1** 30 x 14.5cm  
11 3/4" x 5 3/4"  
CTN QTY 6



**SQUARE WHITE MELAMINE BUFFET TRAY**  
**ZPL MSTW1** 30.3 x 30.3cm  
11 7/8" x 11 7/8"  
CTN QTY 4

Polycarbonate Covers



**RECTANGULAR BUFFET COVER**  
**ZPL PRT21** 56 x 15.3cm  
22" x 6"  
CTN QTY 2



**RECTANGULAR BUFFET COVER**  
**ZPL PRT31** 53 x 32.5cm  
20 7/8" x 12 3/4"  
CTN QTY 2









**RECTANGULAR BUFFET COVER**  
**ZPL PRT1** 30 x 14.5cm  
11 3/4" x 5 3/4"  
CTN QTY 6



**SQUARE BUFFET COVER**  
**ZPL PST1** 30.3 x 30.3cm  
11 7/8" x 11 7/8"  
CTN QTY 2

Polycarbonate covers are not available in France.

Compatibility Guide  
Polycarbonate Lids & Buffet Trays

POLYCARBONATE LIDS							
							
	RECTANGULAR BUFFET COVER 56 x 15.3cm <b>ZPL PRT21</b>	RECTANGULAR BUFFET COVER 53 x 32.5cm <b>ZPL PRT31</b>	RECTANGULAR BUFFET COVER 30 x 14.5cm <b>ZPL PRT1</b>	SQUARE BUFFET COVER 30.3 x 30.3cm <b>ZPL PST1</b>	RECTANGULAR BUFFET COVER 46 x 10cm <b>ZPL PRT41</b>	RECTANGULAR BUFFET COVER 58 x 20cm <b>ZPL PRT51</b>	
BUFFET TRAYS	Ceramic	<input type="radio"/> APRBART21	<input type="radio"/> APRBART31	<input type="radio"/> APRBART1	<input type="radio"/> APRBAST1	<input type="radio"/> APRBART41	<input type="radio"/> APRBART51
	Wood	<input type="radio"/> ZCAWWTR21	<input type="radio"/> ZCAWWRT31	<input type="radio"/> ZCAWWRT1	<input type="radio"/> ZCAWWST1	<input type="radio"/> ZCAWWRT41	<input type="radio"/> ZCAWWRT51
	Melamine	<input type="radio"/> ZPL MRT21 <input type="radio"/> ZPL MRG21 <input type="radio"/> ZPL MRW21	<input type="radio"/> ZPL MRT31 <input type="radio"/> ZPL MRG31 <input type="radio"/> ZPL MRW31 <input type="radio"/> ZPL WGN11 <input type="radio"/> ZPL BGN11	<input type="radio"/> ZPL MRT1 <input type="radio"/> ZPL MRG1 <input type="radio"/> ZPL MRTW1	<input type="radio"/> ZPL MST1 <input type="radio"/> ZPL MSTG1 <input type="radio"/> ZPL MSTW1	<input type="radio"/> ZPL MRW41	<input type="radio"/> ZPL MRW51

\*Polycarbonate covers are not available in France.



**RECTANGULAR WHITE MELAMINE BUFFET TRAY**  
**ZPL MRW41** 46 x 10cm  
18" x 3 3/4"  
CTN QTY 4



**RECTANGULAR WHITE MELAMINE BUFFET TRAY**  
**ZPL MRW51** 58 x 20cm  
22 3/4" x 7 3/4"  
CTN QTY 4



**RECTANGULAR BUFFET COVER**  
**ZPL PRT41** 46 x 10cm  
18" x 3 3/4"  
CTN QTY 2



**RECTANGULAR BUFFET COVER**  
**ZPL PRT51** 58 x 20cm  
22 3/4" x 7 3/4"  
CTN QTY 2

# MELAMINE



WHITE MELAMINE  
GN 1/1 TRAY  
**ZPL WGN11** 53 x 32.5cm  
20 3/4" x 12 3/4"  
CTN QTY 2



WHITE MELAMINE  
GN 2/4 TRAY  
**ZPL WGN21** 53 x 16.2cm  
20 3/4" x 6 1/2"  
CTN QTY 4



BLACK GRANITE MELAMINE  
GN 1/1 TRAY  
**ZPL BGN11** 53 x 32.5cm  
20 3/4" x 12 3/4"  
CTN QTY 2



BLACK GRANITE MELAMINE  
GN 2/4 TRAY  
**ZPL BGN21** 53 x 16.2cm  
20 3/4" x 6 1/2"  
CTN QTY 4



WHITE MELAMINE  
RECTANGULAR TILE  
**ZPL RTW 1** 25.8 x 22.1cm  
10 1/8" x 8 3/4"  
CTN QTY 6



BLACK GRANITE MELAMINE  
RECTANGULAR TILE  
**ZPL RTGB1** 25.8 x 22.1cm  
10 1/8" x 8 3/4"  
CTN QTY 6



WHITE MELAMINE  
HANDLED PADDLE BOARD  
**ZPL HPW1** 26.6 x 14cm  
10 1/2" x 5 1/2"  
CTN QTY 4  
(37.3cm 14 3/4" inc handle)



GRANITE MELAMINE  
HANDLED PADDLE BOARD  
**ZPL HPG1** 26.6 x 14cm  
10 1/2" x 5 1/2"  
CTN QTY 4  
(37.3cm 14 3/4" inc handle)



DISTRESSED WOOD  
MELAMINE HANDLED  
PADDLE BOARD  
**ZPL HPDW1** 26.6 x 14cm  
10 1/2" x 5 1/2"  
CTN QTY 4  
(37.3cm 14 3/4" inc handle)



DISTRESSED WOOD  
MELAMINE ROUND HANDLED  
PADDLE BOARD  
**ZPL RPDW1** 32 x 32cm  
12 1/2" x 12 1/2"  
CTN QTY 4  
(45cm 18" inc handle)



GRANITE MELAMINE  
LARGE HANDLED PADDLE BOARD  
**ZPL LPGR1** 61 x 13cm  
24" x 5"  
CTN QTY 4  
\*Size inc handle.



DISTRESSED WOOD MELAMINE  
LARGE HANDLED PADDLE BOARD  
**ZPL LPWO1** 61 x 13cm  
24" x 5"  
CTN QTY 4  
\*Size inc handle.



WHITE MELAMINE  
TILT BUFFET BOWL  
**ZPL SBWH1** 33 x 15.5cm  
13" x 6 1/4"  
350cl 123oz  
CTN QTY 2



WHITE MELAMINE  
MOONSTONE  
BUFFET BOWL  
**ZPL MBWH1** 35.5 x 25 x 18cm  
14" x 11" x 7 1/8"  
450cl 158oz  
CTN QTY 2



WHITE MELAMINE  
MOONSTONE  
BUFFET BOWL  
**ZPL WM251** 25 x 19.5 x 12.4cm  
9 3/4" x 7 1/2" x 5"  
129.85cl 45.75oz  
CTN QTY 4



WHITE MELAMINE  
MOONSTONE  
BUFFET BOWL  
**ZPL WM201** 20 x 15.5 x 10cm  
7 3/4" x 6" x 4"  
59.95cl 21.1oz  
CTN QTY 4



BLACK MELAMINE  
MOONSTONE  
BUFFET BOWL  
**ZPL MBBK1** 35.5 x 25 x 18cm  
14" x 11" x 7 1/8"  
450cl 158oz  
CTN QTY 2




GRANITE MELAMINE  
MOONSTONE  
BUFFET BOWL  
**ZPL MBGR1** 35.5 x 25 x 18cm  
14" x 11" x 7 1/8"  
CTN QTY 2



WHITE LOTUS MELAMINE  
SHALLOW BOWL  
**ZPL WLDM1** 35.5 x 35cm  
14" x 13 3/4"  
150cl 50oz  
CTN QTY 4



WHITE LOTUS MELAMINE  
PLATTER  
**ZPL WLP41** 35 x 32.5cm  
13 3/4" x 12 3/4"  
CTN QTY 4



GRANITE LOTUS MELAMINE  
SHALLOW BOWL  
**ZPL GLDM1** 35.5 x 35cm  
14" x 13 3/4"  
150cl 50oz  
CTN QTY 4



GRANITE LOTUS MELAMINE  
PLATTER  
**ZPL GLP41** 35 x 32.5cm  
13 3/4" x 12 3/4"  
CTN QTY 4



WHITE TRACE  
MELAMINE BOWL  
**ZPL OGWL1** 38cm 15"  
460cl 161.8oz  
CTN QTY 2



WHITE TRACE  
MELAMINE BOWL  
**ZPL OGWM1** 32cm 12 3/4"  
200cl 70oz  
CTN QTY 4



GRANITE TRACE  
MELAMINE BOWL  
**ZPL OGGL1** 38cm 15"  
460cl 161.8oz  
CTN QTY 2



GRANITE TRACE  
MELAMINE BOWL  
**ZPL OGGM1** 32cm 12 3/4"  
200cl 70oz  
CTN QTY 4



BLACK GRANITE  
TRACE MELAMINE BOWL  
**ZPL OGBL1** 38cm 15"  
460cl 161.8oz  
CTN QTY 2



BLACK GRANITE  
TRACE MELAMINE BOWL  
**ZPL OGBM1** 32cm 12 3/4"  
200cl 70oz  
CTN QTY 4

# The natural beauty of real wood



## WOOD

An extensive range of wooden pieces in a variety of shapes and finishes, from premium Alchemy Buffet Trays to a rustic natural finish.

All Churchill wood, from deli boards to buffet risers are designed to complement the Churchill ceramics portfolio.

At Churchill we only work in partnership with suppliers who share our policy on sustainability and environmental awareness, therefore our wood source is 100% renewable.



Food Safe Product



Made from a renewable resource  
Environmentally friendly,  
natural hardwood.

\*Wipe Clean - not dishwasher safe

Learn more about our Features & Benefits  
See page 334 - 337



ALCHEMY®

# buffetscape® WOOD

The Ultimate Display

Bring height, colour and texture to buffet displays with Buffetscape wood. Organic and modular shapes in a selection of natural, rustic and graphite grey finishes enhance the beautiful colour and texture of acacia wood. The items are designed to work together to create the ultimate visual food display.



## NATURAL ACACIA



**LARGE WOODEN CRATE**  
**ZCAWLWCR1** 38 x 24 x 4.8cm  
15" x 9½" x 1¾"

CTN QTY 4



**MEDIUM WOODEN CRATE**  
**ZCAWMWCR1** 30 x 20 x 4.8cm  
11¾" x 7¾" x 1¾"

CTN QTY 4



**SMALL WOODEN CRATE**  
**ZCAWSMCR1** 30 x 11.8 x 4.8cm  
11¾" x 4¾" x 1¾"

CTN QTY 4



**LARGE ORGANIC STAND**  
**ZCAWLGS1** H: 14.5cm 5¾"  
Dia: 27.5cm 10¾"

CTN QTY 4



**LARGE ROUND STAND**  
**ZCAWLRST1** H: 15cm 5¾"  
Dia: 25cm 9¾"

CTN QTY 4



**LARGE ROUND PLANT POT**  
**ZCAWLWPL1** H: 15cm 6"  
Dia: 27.5cm 10¾"

CTN QTY 4

**SMALL ROUND STAND**  
**ZCAWSRST1** H: 10cm 4"  
Dia: 15cm 6"

CTN QTY 4

**SMALL ROUND PLANT POT**  
**ZCAWSMPL1** H: 10cm 4"  
Dia: 19.8cm 7¾"

CTN QTY 4



**LARGE RECTANGULAR STAND**  
**ZCAWLRRS1** 42.7 x 18.4 x 15.5cm  
16¾" x 7¼" x 6"

CTN QTY 2

**SMALL RECTANGULAR STAND**  
**ZCAWSMRS1** 33.5 x 15.3 x 10.6cm  
13¾" x 6" x 4¼"

CTN QTY 2



**SQUARE ORGANIC PADDLE BOARD**  
**ZCAWSQWB1** 27 x 35cm  
10¾" x 13¾"

CTN QTY 4



**LARGE ORGANIC BOARD**  
**ZCAWOB1** 45.5 x 14.5cm  
18" x 5¾"

CTN QTY 4



**SMALL ORGANIC BOARD**  
**ZCAWOB2** 32 x 17cm  
12¾" x 6¾"

CTN QTY 4



**LARGE NESTING RISER**  
**ZCAWRINC1** L: 44.5cm 17½"  
W: 25.8cm 10¼"  
H: 23.5cm 9¼"  
CTN QTY 1



**MEDIUM NESTING RISER**  
**ZCAWRMNC1** L: 42.1cm 16½"  
W: 25.8cm 10¼"  
H: 13.2cm 5¼"  
CTN QTY 1



**SMALL NESTING RISER**  
**ZCAWRSNC1** L: 39.7cm 15½"  
W: 25.8cm 10¼"  
H: 5cm 2"  
CTN QTY 1



**LARGE STACKING CRATE RISER**  
**ZCAWLRCR1** L: 44.5cm 17½"  
W: 25.8cm 10¼"  
H: 9.4cm 3¾"  
CTN QTY 2



**SMALL STACKING CRATE RISER**  
**ZCAWSSCR1** L: 25.8cm 10¼"  
W: 22.15cm 8¾"  
H: 9.4cm 3¾"  
CTN QTY 4



**THREE BOWL PRESENTATION PLATFORM**  
**ZCAWTBPP1** L: 44.5cm 17½"  
W: 13cm 5¼"  
H: 3.9cm 1½"  
CTN QTY 4



**SOLID BASE HANDLED TRAY**  
**ZCAWSBHT1** 39.7 x 25.8cm  
15½" x 10"  
CTN QTY 4



**BREAD BOARD INSERT**  
**ZCAWBB1 1** 37.3 x 23.4cm  
14½" x 9½"  
CTN QTY 4  
(Fits inside ZCAWSBHT1.)



**MEDIUM STEPPED PRESENTATION BOARD**  
**ZCAWMRPB1** 39.6 x 16cm  
15½" x 6¼"  
CTN QTY 4



**SMALL STEPPED PRESENTATION BOARD**  
**ZCAWSRPB1** 34.2 x 16cm  
13½" x 6¼"  
CTN QTY 4



Stepped presentation boards have a double sided design. Image shows the reverse of the product, with a location for a bowl or a cup.



**LARGE DELI GEO BOARD**  
**ZCAWCVLD1** 46 x 15.5cm  
18" x 6"  
CTN QTY 4



**MEDIUM DELI GEO BOARD**  
**ZCAWCVMB1** 29.5 x 21cm  
11¾" x 8¼"  
CTN QTY 4



**SMALL DELI GEO BOARD**  
**ZCAWCVSB1** 31 x 17cm  
12¼" x 6¾"  
CTN QTY 4



**ACACIA WOOD SINGLE HANDLED BOARD**  
**ZCAWDBH11** 17.7 x 14.2cm  
7" x 5½"  
CTN QTY 4



**ACACIA WOOD MEDIUM DOUBLE HANDLED BOARD**  
**ZCAWDBH21** 40 x 11.5cm  
15½" x 4½"  
CTN QTY 4



**ACACIA WOOD LARGE DOUBLE HANDLED BOARD**  
**ZCAWDBH31** 49.5 x 13cm  
19½" x 5"  
CTN QTY 4



**ACACIA WOOD LARGE SERVING BOARD**  
**ZCAWLWSB1** 41 x 16.5cm  
16½" x 6½"  
CTN QTY 4



**ACACIA WOOD SMALL SERVING BOARD**  
**ZCAWSWSB1** 30 x 9cm  
11¾" x 3½"  
CTN QTY 4



**LARGE GRAPHITE DELI BOARD**  
**ZCAWWGDD1** 40 x 16.5cm  
15¾" x 6½"  
CTN QTY 4



**SQUARE GRAPHITE DELI BOARD**  
**ZCAWSGB 1** 32.6 x 24cm  
12¾" x 9¾"  
CTN QTY 4



**LARGE GRAPHITE ROUND STAND**  
**ZCAWLGSD1** H: 15cm 5¾"  
Dia: 25cm 9¾"  
CTN QTY 4  
**SMALL GRAPHITE ROUND STAND**  
**ZCAWSGST1** H: 10cm 4"  
Dia: 15cm 6"  
CTN QTY 4

ALCHEMY®  
buffet WOOD

OAK WOOD



LARGE SQUARE OAK BOARD  
**ZCAWWBL 1** 29 x 29cm  
11½" x 11½"  
CTN QTY 4



MEDIUM SQUARE OAK BOARD  
**ZCAWWBM 1** 25.5 x 25.5cm  
10" x 10"  
CTN QTY 4

SMALL SQUARE OAK BOARD  
**ZCAWWBS 1** 20 x 20cm  
8" x 8"  
CTN QTY 4



SQUARE HANDLED OAK BOARD  
**ZCAWSHB 1** 25.5 x 36.5cm  
10" x 14¼"  
CTN QTY 4



RECTANGULAR HANDLED  
OAK BOARD  
**ZCAWRHB 1** 19.5 x 48cm  
7¾" x 19"  
CTN QTY 4



OVAL HANDLED OAK BOARD  
**ZCAWOHB 1** 53 x 18.5cm  
20¾" x 7¼"  
CTN QTY 4

ACACIA WOOD



PRESENTATION BOARD  
**ZCAWPB121** 33.5 x 33.5cm  
13¾" x 13¾"  
Inset: 31.75cm 12½"  
CTN QTY 4



PRESENTATION BOARD  
**ZCAWPB111** 30 x 30cm  
11¾" x 11¾"  
Inset: 27.9cm 11"  
CTN QTY 4



LARGE WOODEN  
DELI BOARD  
**ZCAWWBDD1** 40 x 16.5cm  
15¾" x 6½"  
CTN QTY 4



WOODEN SERVING  
DELI BOARD  
**ZCAWSEVB1** 34 x 22cm  
23¾" x 8¾"  
CTN QTY 6



SQUARE WOODEN  
DELI BOARD  
**ZCAWSDB 1** 32 x 24cm  
9¾" x 12¾"  
CTN QTY 4



MEDIUM WOODEN  
DELI BOARD  
**ZCAWMWBD1** 35.2 x 9 x 2.7cm  
13¾" x 3½" x 1¼"  
CTN QTY 4



SMALL WOODEN  
DELI BOARD  
**ZCAWSWBD1** 27 x 9cm  
10¾" x 3½"  
CTN QTY 4



RECTANGULAR PADDLE BOARD  
**ZCAWWPD 1** 60 x 14.8cm  
23½" x 5¾"  
CTN QTY 6



LARGE BOARD  
**ZCAWLMBD1** 20 x 29cm  
7¾" x 11¾"  
CTN QTY 4



MEDIUM BOARD  
**ZCAWMMBD1** 15 x 29cm  
5¾" x 11¾"  
CTN QTY 4  
SMALL BOARD  
**ZCAWSMBD1** 10 x 29cm  
3¾" x 11¾"  
CTN QTY 4



ALCHEMY®  
buffet WOOD

ACACIA WOOD



LARGE MOONSTONE BOWL  
**ZCAWLMBL1** 23 x 21.5 x 11cm  
9" x 8½" x 4½"  
140cl 49.2oz

CTN QTY 4



SMALL MOONSTONE BOWL  
**ZCAWSMBL1** 14 x 13.5 x 7cm  
5½" x 5¼" x 2¾"  
30cl 10.5oz

CTN QTY 4



RECTANGULAR  
BUFFET TRAY  
**ZCAWWRT1** 30 x 14.5cm  
11¾" x 5¾"

CTN QTY 6



SQUARE BUFFET TRAY  
**ZCAWWST1** 30.3 x 30.3cm  
11¾" x 11¾"

CTN QTY 4



RECTANGULAR  
BUFFET TRAY  
**ZCAWWRT21** 56 x 15.3cm  
22" x 6"

CTN QTY 4



RECTANGULAR  
BUFFET TRAY  
**ZCAWWRT31** 53 x 32.5cm  
20¾" x 12¾"

CTN QTY 2



RECTANGULAR  
BUFFET TRAY  
**ZCAWWRT41** 46 x 10cm  
18" x 3¾"

CTN QTY 4



RECTANGULAR  
BUFFET TRAY  
**ZCAWWRT51** 58 x 20cm  
22¾" x 7¾"

CTN QTY 4



LARGE RECTANGULAR RISER  
**ZCAWRR1** 58 x 18 x 20cm  
22" x 7¼" x 7¾"

CTN QTY 2



MEDIUM RECTANGULAR RISER  
**ZCAWRRM1** 47 x 15 x 15cm  
18½" x 5¾" x 5¾"

CTN QTY 2



SMALL RECTANGULAR RISER  
**ZCAWRRS1** 38 x 12 x 10cm  
15" x 4¾" x 4"

CTN QTY 2



LARGE BUFFET CUBE  
**ZCAWLB1** 18 x 18 x 20cm  
7¼" x 7¼" x 7¾"

CTN QTY 2



MEDIUM BUFFET CUBE  
**ZCAWMBR1** 15 x 15 x 15cm  
5¾" x 5¾" x 5¾"

CTN QTY 4



SMALL BUFFET CUBE  
**ZCAWSBR1** 12 x 12 x 10cm  
4¾" x 4¾" x 4"

CTN QTY 4



LARGE SINGLE HANDLED  
WOODEN TRAY  
**ZCAWIGT31** 48 x 14cm  
19" x 5½"

CTN QTY 4



MEDIUM SINGLE HANDLED  
WOODEN TRAY  
**ZCAWIGT21** 35.5 x 14cm  
14" x 5½"

CTN QTY 4



RECTANGULAR CRATE  
**ZCAWRCTC1** 33 x 20 x 10cm  
13" x 7¾" x 4¾"

CTN QTY 4



SQUARE CRATE  
**ZCAWSQRC1** 20 x 20 x 10cm  
7¾" x 7¾" x 4¾"

CTN QTY 4



ACACIA WOODEN  
CARRIER  
**ZCAWMCC1** 15 x 15cm  
5¾" x 5¾"

CTN QTY 4



LARGE WOODEN TRIVET  
**ZCAWLDBS1** 41 x 31cm  
16¼" x 12½"  
H: 9.2cm 3½"

CTN QTY 2

SMALL WOODEN TRIVET  
**ZCAWDBS1** 21 x 27cm  
8¼" x 10¾"  
H: 9.2cm 3½"

CTN QTY 4



Visit [www.churchill1795.com](http://www.churchill1795.com)  
to see our wood compatibility guide.

Enhancing the dining experience



## CUTLERY

Exclusively designed in-house by our UK - based design team, Churchill cutlery has been specifically created for the hospitality environment with a focus on strength, comfort and style. Manufactured in high quality 18/10 stainless steel with a premium polished finish, Churchill cutlery meets the highest standards in durability and performance.

Fully stocked in our UK - based warehouse, with all the benefits of the Churchill continuity and service promise. Offering a variety of designs and styles, the range is ideal for both casual and premium settings, enhancing the dining experience and complementing the Churchill ceramics portfolio.



18/10  
STAINLESS  
STEEL



DISHWASHER  
SAFE



BRITISH STANDARD  
FOOD SAFETY, CORROSION RESISTANCE,  
HARDNESS OF KNIFE BLADES

Learn more about our Features & Benefits  
See page 334 - 337





CHURCHILL

# Stonecast

NEW COLLECTION

Stonecast cutlery is inspired by the spinwash design of our popular ceramic Stonecast collection. The range is manufactured in quality 18/10 stainless steel and designed to work alongside our ceramic portfolio. Stonecast cutlery is featured on the sleek, angular Evolve shape with an eye catching textured embossment.



Featured with Stonecast Plate



TABLE FORK  
ST TAF01 20.7cm  
3.5mm  
CTN QTY 12



TABLE KNIFE  
ST TAKN1 23.7cm  
8mm  
CTN QTY 12



STEAK KNIFE  
ST STKN1 24cm  
8mm  
CTN QTY 12



TABLE SPOON  
ST TASP1 20.7cm  
3.5mm  
CTN QTY 12



DESSERT FORK  
ST DEFO1 18.4cm  
3mm  
CTN QTY 12



DESSERT KNIFE  
ST DEKN1 20.8cm  
7.5mm  
CTN QTY 12



DESSERT SPOON  
ST DESP1 18.3cm  
3.5mm  
CTN QTY 12



CAKE FORK  
ST CAF01 15.1cm  
2.5mm  
CTN QTY 12



FISH KNIFE  
ST FIKN1 21.1cm  
3mm  
CTN QTY 12



SOUP SPOON  
ST SOSP1 17.2cm  
3mm  
CTN QTY 12



TEASPOON  
ST TESP1 14cm  
2.5mm  
CTN QTY 12



DEMITASSE SPOON  
ST DMSP1 11cm  
2.2mm  
CTN QTY 12

18/10  
Stainless Steel





CHURCHILL

Evolve

NEW COLLECTION

A sleek and minimal cutlery shape, Evolve features a stylish angular design. The range is exclusively designed by Churchill and manufactured in quality 18/10 stainless steel. Versatile and functional, the Evolve collection is designed to complement the comprehensive Churchill ceramics portfolio.



Featured with Evolve Plate



TABLE FORK  
EV TAF01 20.7cm  
3.5mm  
CTN QTY 12



TABLE KNIFE  
EV TAKN1 23.7cm  
8mm  
CTN QTY 12



STEAK KNIFE  
EV STKN1 24cm  
8mm  
CTN QTY 12



TABLE SPOON  
EV TASP1 20.7cm  
3.5mm  
CTN QTY 12



DESSERT FORK  
EV DEFO1 18.4cm  
3mm  
CTN QTY 12



DESSERT KNIFE  
EV DEKN1 20.8cm  
7.5mm  
CTN QTY 12



DESSERT SPOON  
EV DESP1 18.3cm  
3.5mm  
CTN QTY 12



CAKE FORK  
EV CAFO1 15.1cm  
2.5mm  
CTN QTY 12



FISH KNIFE  
EV FIKN1 20.1cm  
3mm  
CTN QTY 12



SOUP SPOON  
EV SOSP1 17.2cm  
3mm  
CTN QTY 12



TEASPOON  
EV TESP1 13.8cm  
2.5mm  
CTN QTY 12



DEMITASSE SPOON  
EV DMSP1 11cm  
2.2mm  
CTN QTY 12

18/10  
Stainless Steel



CHURCHILL

# Raku

Raku Cutlery is inspired by the surface texture of reactive glaze and the Studio Prints Raku ceramic range. Manufactured in 18/10 stainless steel and styled on the Profile cutlery shape with an additional textured embossment. Raku is a modern and tactile cutlery range, designed for versatility.



Featured with Raku Plate



TABLE FORK  
RA TAF01 20.7cm  
4mm+  
CTN QTY 12



TABLE KNIFE  
RA TAKN1 23.3cm  
8mm+  
CTN QTY 12



STEAK KNIFE  
RA STKN1 23.3cm  
8mm+  
CTN QTY 12



TABLE SPOON  
RA TASP1 20.9cm  
4mm+  
CTN QTY 12



DESSERT FORK  
RA DEFO1 18.2cm  
4mm+  
CTN QTY 12



DESSERT KNIFE  
RA DEKN1 21cm  
7.5mm+  
CTN QTY 12



DESSERT SPOON  
RA DESP1 18.5cm  
4mm+  
CTN QTY 12



CAKE FORK  
RA CAFO1 13.8cm  
2.5mm+  
CTN QTY 12



FISH KNIFE  
RA FIKN1 20.1cm  
3mm+  
CTN QTY 12



SOUP SPOON  
RA SOSP1 17.5cm  
4mm+  
CTN QTY 12



TEASPOON  
RA TESP1 13.8cm  
2.5mm+  
CTN QTY 12



DEMITASSE SPOON  
RA DMSP1 11cm  
2.5mm+  
CTN QTY 12

18/10  
Stainless Steel



CHURCHILL

# Profile

Sleek and contemporary, Profile cutlery is an original Churchill design manufactured in 18/10 stainless steel. Designed to complement the Churchill ceramic portfolio, Profile Cutlery a stylish, simplistic way to elevate any table setting.



Featured with Profile Plate



TABLE FORK  
PR TAFO1 20.7cm  
4mm+  
CTN QTY 12



TABLE KNIFE  
PR TAKN1 23.3cm  
8mm+  
CTN QTY 12



STEAK KNIFE  
PR STKN1 23.3cm  
8mm+  
CTN QTY 12




TABLE SPOON  
PR TASP1 20.9cm  
4mm+  
CTN QTY 12



DESSERT FORK  
PR DEFO1 18.2cm  
4mm+  
CTN QTY 12



DESSERT KNIFE  
PR DEKN1 21cm  
7.5mm+  
CTN QTY 12




DESSERT SPOON  
PR DESP1 18.5cm  
4mm+  
CTN QTY 12



CAKE FORK  
PR CAFO1 13.8cm  
2.5mm+  
CTN QTY 12



FISH KNIFE  
PR FIKN1 20.1cm  
3mm+  
CTN QTY 12



SOUP SPOON  
PR SOSPI 17.5cm  
4mm+  
CTN QTY 12



TEASPOON  
PR TESP1 13.8cm  
2.5mm+  
CTN QTY 12



DEMITASSE SPOON  
PR DMSP1 11cm  
2.5mm+  
CTN QTY 12

18/10  
Stainless Steel





CHURCHILL

# Isla

Styled on the Tanner shape, Isla is a statement design featuring a textured embossment. Inspired by the shoreline and the Churchill Isla tableware, Isla cutlery is modern, delicate and suitable for both formal and casual dining settings. The surface creates shadows and highlights, accentuating the form and inviting diners to explore it's tactile appearance.



Featured with Isla Plate



TABLE FORK  
**IS TAFO1** 20.7cm  
4mm  
CTN QTY 12



TABLE KNIFE  
**IS TAKN1** 23.6cm  
8mm  
CTN QTY 12



STEAK KNIFE  
**IS STKN1** 23.6cm  
8mm  
CTN QTY 12



TABLE SPOON  
**IS TASP1** 20.6cm  
4mm  
CTN QTY 12



DESSERT FORK  
**IS DEFO1** 18.2cm  
3.5mm  
CTN QTY 12



DESSERT KNIFE  
**IS DEKN1** 21cm  
7.5mm  
CTN QTY 12



DESSERT SPOON  
**IS DESP1** 18.2cm  
3.5mm  
CTN QTY 12



CAKE FORK  
**IS CAFO1** 13.6cm  
2.5mm  
CTN QTY 12



FISH KNIFE  
**IS FIKN1** 20.5cm  
3.5mm  
CTN QTY 12



SOUP SPOON  
**IS SOSP1** 17cm  
3.5mm  
CTN QTY 12



TEASPOON  
**IS TESP1** 13.6cm  
2.5mm  
CTN QTY 12



DEMITASSE SPOON  
**IS DMSP1** 11cm  
2.5mm  
CTN QTY 12



CHURCHILL

# Tanner

Soft and simplistic Tanner cutlery shapes are stylish and ergonomically designed for comfort when holding. The contemporary and versatile design is ideal for both casual or premium dining, enhancing the dining experience and complementing the Churchill ceramics portfolio.



Featured with Stone Plate



TABLE FORK  
TA TAF01 20.7cm  
4mm  
CTN QTY 12



TABLE KNIFE  
TA TAKN1 23.6cm  
8mm  
CTN QTY 12



STEAK KNIFE  
TA STKN1 23.6cm  
8mm  
CTN QTY 12



TABLE SPOON  
TA TASP1 20.6cm  
4mm  
CTN QTY 12



DESSERT FORK  
TA DEFO1 18.2cm  
3.5mm  
CTN QTY 12



DESSERT KNIFE  
TA DEKN1 21cm  
7.5mm  
CTN QTY 12



DESSERT SPOON  
TA DESP1 18.2cm  
3.5mm  
CTN QTY 12



CAKE FORK  
TA CAF01 13.6cm  
2.5mm  
CTN QTY 12



FISH KNIFE  
TA FIKN1 20.5cm  
3.5mm  
CTN QTY 12



SOUP SPOON  
TA SOSP1 17cm  
3.5mm  
CTN QTY 12



TEASPOON  
TA TESP1 13.6cm  
2.5mm  
CTN QTY 12



DEMITASSE SPOON  
TA DMSP1 11cm  
2.5mm  
CTN QTY 12

18/10  
Stainless Steel



CHURCHILL

# Bamboo

Styled on the Cooper shape, Bamboo is a statement design featuring a fine linear embossment. Inspired by nature and the Churchill Bamboo tableware, Bamboo cutlery is modern, delicate and suitable for both formal and casual dining settings.



TABLE FORK  
BA TAF01 20.7cm  
3.5mm  
CTN QTY 12



TABLE KNIFE  
BA TAKN1 23.8cm  
8mm  
CTN QTY 12



STEAK KNIFE  
BA STKN1 24cm  
8mm  
CTN QTY 12



TABLE SPOON  
BA TASP1 20.6cm  
3.5mm  
CTN QTY 12




DESSERT FORK  
BA DEFO1 18.2cm  
3mm  
CTN QTY 12



DESSERT KNIFE  
BA DEKN1 20.8cm  
7.5mm  
CTN QTY 12



BUTTER KNIFE  
BA BUKN1 18cm  
7.5mm  
CTN QTY 12




DESSERT SPOON  
BA DESP1 18.2cm  
3mm  
CTN QTY 12



CAKE FORK  
BA CAF01 13.8cm  
2.5mm  
CTN QTY 12



FISH KNIFE  
BA FIKN1 20.1cm  
3mm  
CTN QTY 12



SOUP SPOON  
BA SOSP1 17.2cm  
3mm  
CTN QTY 12



TEASPOON  
BA TESP1 13.8cm  
2.5mm  
CTN QTY 12



DEMITASSE SPOON  
BA DMSP1 11cm  
2.2mm  
CTN QTY 12



LATTE SPOON  
BA LASP1 19cm  
2.3mm  
CTN QTY 12





CHURCHILL

# Cooper

Cooper is an original design that expertly combines classic and contemporary design elements to create a feeling of substantial weight and perfect balance. A generous head size and the long tines of the fork combine with a modern angular handle and smoothed edges for comfort.



Featured with Bamboo Plate



TABLE FORK  
CO TAF01 20.7cm  
3.5mm  
CTN QTY 12



TABLE KNIFE  
CO TAKN1 23.8cm  
8mm  
CTN QTY 12



STEAK KNIFE  
CO STKN1 24cm  
8mm  
CTN QTY 12



TABLE SPOON  
CO TASP1 20.6cm  
3.5mm  
CTN QTY 12



DESSERT FORK  
CO DEFO1 18.2cm  
3mm  
CTN QTY 12



DESSERT KNIFE  
CO DEKN1 20.8cm  
7.5mm  
CTN QTY 12



DESSERT SPOON  
CO DESP1 18.2cm  
3mm  
CTN QTY 12



CAKE FORK  
CO CAF01 13.8cm  
2.5mm  
CTN QTY 12



FISH KNIFE  
CO FIKN1 20.1cm  
3mm  
CTN QTY 12



SOUP SPOON  
CO SOSP1 17.2cm  
3mm  
CTN QTY 12



TEASPOON  
CO TESP1 13.8cm  
2.5mm  
CTN QTY 12



DEMITASSE SPOON  
CO DMSP1 11cm  
2.2mm  
CTN QTY 12

18/10  
Stainless Steel

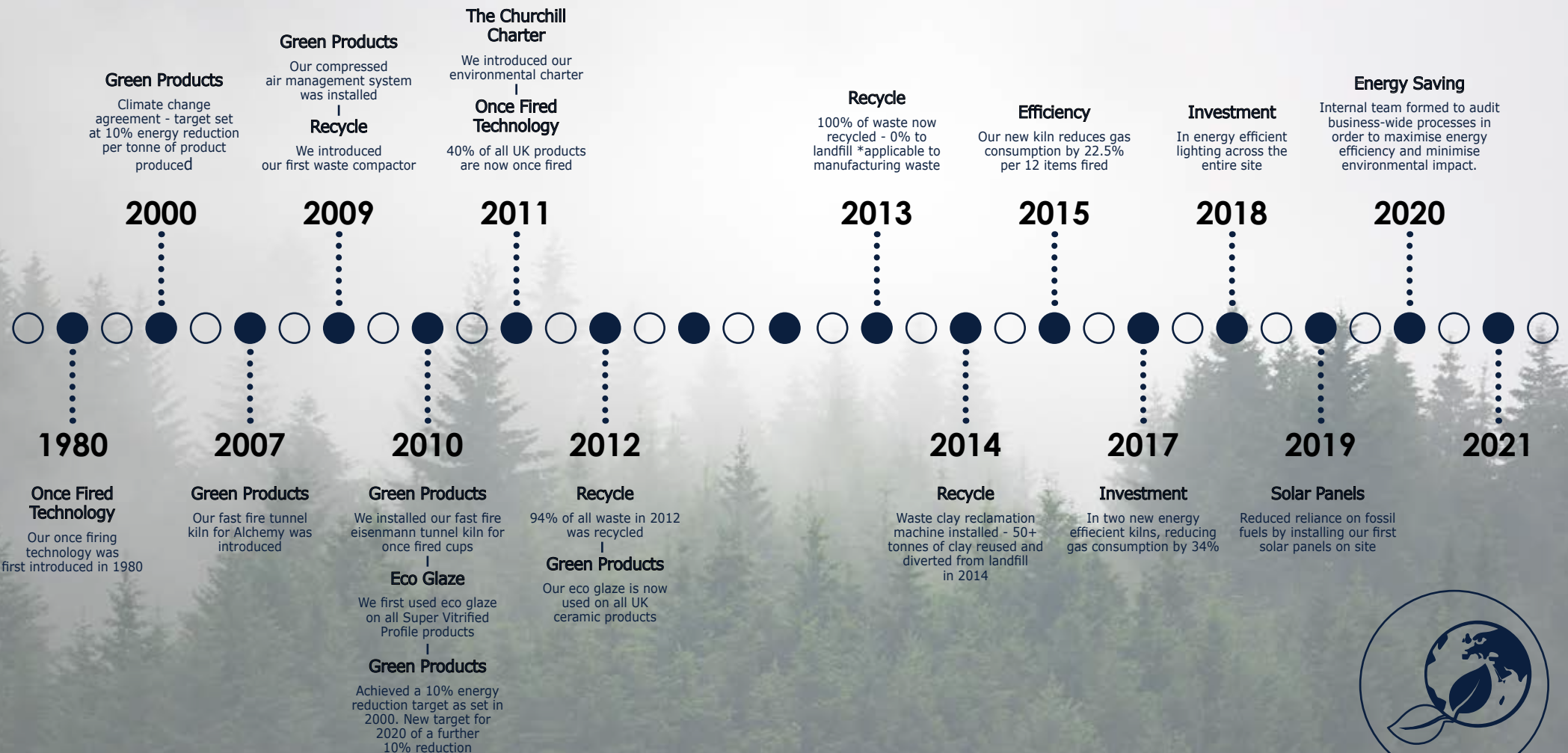


CHURCHILL®

# Our Environment

the steps to a more sustainable future


We give extensive consideration to the impact on the environment throughout our production processes and ensure that the best environmental option is always adopted.





## FEATURES & BENEFITS - CERAMICS





FULLY  
GLAZED BASE

 Although glazing the feet of our ceramics adds complexity it increases functional benefits to the customer. Foot glazing requires 'pin firing'. This prevents scratching to tables and plates when stacked.

 Aunque esmaltar una pieza en su totalidad añade complejidad, esto aumenta los beneficios funcionales para el cliente. El esmaltado en la base de cada pieza requiere de un "pin-firing". Esto evita que se rayen las mesas y platos cuando se apilan.


 Obwohl das Glasieren der FüÙe unseres Geschirres die Komplexität erhöht, erhöht es den funktionellen Nutzen für den Kunden. Für eine Fuß-Glasur ist das sogenannte "Pin-Firing" erforderlich. So wird das Zerkratzen von Tischen und Tellern beim Stapeln verhindert.


 Sebbene la smaltatura dei piedi della nostra ceramica aggiunge complessità, accresce i vantaggi funzionali per il cliente. La smaltatura dei piedi richiede una "cottura su punte". In questo modo, si evitano i graffi sui tavoli e sui piatti quando vengono impilati.

 Le procédé du talon émaillé est un réel avantage fonctionnel pour nos clients. Pour l'obtenir, l'assiette est laissée à sécher sur un trépied en bois. L'émail pulvérisé recouvre intégralement l'assiette sauf 3 petits points au dessous de l'assiette qui seront polis plus tard.





MICROWAVE  
SAFE

 Microwave Safe

 Seguro para microondas


 Mikrowellenfest


 Sicuro per microonde


 Va au micro-ondes





DISHWASHER  
SAFE

 Dishwasher Safe

 Apto para lavavajillas


 Spülmaschinenfest


 Lavabile in lavastoviglie


 Va au lave-vaisselle





STACKABLE

 The technology used to form our products ensures consistency in size and weight allowing pieces to be stacked back of house using less space and reducing breakages.

 La tecnología utilizada para formar nuestros productos asegura la consistencia en tamaño y peso permitiendo que las piezas se apilen eficientemente usando menos espacio y reduciendo las roturas.


 Die Ränder werden mit einem Schwamm bearbeitet, um eine runde, glatte Oberfläche zu erzeugen, die weniger anfällig für Absplitterungen ist.


 La tecnologia impiegata per formare i nostri prodotti garantisce omogeneità di peso e dimensioni, affinché possano essere impilati negli spazi di servizio con un minore ingombro e meno rotture.


 Une technologie de pointe qui assure la régularité et une parfaite cohérence entre la taille, la forme et le poids du produit. Les espaces de stockage des professionnels sont optimisés.





DURABLE  
AND VITRIFIED

 Breakages in ceramics are generally related to porosity or how much water a piece can absorb. Water absorption weakens the chemical structure affecting its durability over time. Through the process of vitrification, the particle structure of our ceramic body becomes strong, dense and watertight.

 Las roturas en la cerámica están generalmente relacionadas con la porosidad, o con la cantidad de agua que una pieza puede absorber. La absorción de agua debilita la estructura química afectando su durabilidad en el tiempo. A través del proceso de vitrificación, la estructura de partículas de nuestro cuerpo cerámico se vuelve fuerte, densa y hermética.


 Brüche in Keramik hängen im Allgemeinen mit der Porosität zusammen oder damit, wie viel Wasser ein Stück aufnehmen kann. Wasseraufnahme schwächt die chemische Struktur, was die Haltbarkeit im Laufe der Zeit beeinträchtigt. Die Partikelstruktur unseres Keramischen Scherben wird durch den Vitrifizierungs Prozess robust, dicht und wasserundurchlässig.


 Le rotture della ceramica dipendono in genere dalla porosità, cioè dalla quantità di acqua che un pezzo è in grado di assorbire. L'assorbimento di acqua indebolisce la struttura chimica, compromettendone la durata nel tempo. Mediante il processo di vetrificazione, la struttura delle particelle del nostro corpo ceramico diventa forte, denso e impermeabile.


 Les fissures ou casses de céramique sont généralement liées au taux de porosité. L'absorption d'eau affaiblit la structure chimique de la céramique, affectant sa résistance dans le temps. Grâce au processus de vitrification, la structure granulaire du corps céramique se compacte et se densifie.





SUPERIOR  
GLAZE FINISH

 Our glaze is hard wearing and designed specifically for the hospitality environment. Sprayed glaze creates a smoother and more consistent finish.

 Nuestro esmalte es resistente y está diseñado específicamente para el entorno de la hostelería. El esmalte que se aplica con spray crea un acabado más suave y consistente.


 Unsere Glasur ist widerstandsfähig und speziell für das Gastgewerbe konzipiert. Die aufgesprühte Glasur erzeugt eine glattere und gleichmäßigere Oberfläche.


 Il nostro smalto è resistente e appositamente studiato per le strutture ricettive. La smaltatura a spruzzo crea una finitura più liscia e uniforme.


 Notre émail est conçu spécifiquement pour le secteur hôtelier. Le procédé d'émaillage par pulvérisation permet d'obtenir une finition plus lisse et homogène.





ECO GLAZE

 Our glazing system is carefully formulated to allow oversprayed glaze to be collected, go through a lengthy cleaning process and then be reused, minimising our impact on the environment.

 Nuestro sistema de esmaltado está cuidadosamente formulado para permitir que el esmalte pulverizado sobrante se recoja, pase por un largo proceso de limpieza y pueda luego ser reutilizado, minimizando nuestro impacto en el medio ambiente.

 Unser Glasursystem so gut konzipiert ist, dass wir überschüssig gesprühte Glasur auffangen und nach einem langwierigen Reinigungsprozess erneut verwenden können, um unseren Umwelteinfluss zu minimieren?

 Il nostro sistema di smaltatura è accuratamente formulato affinché lo smalto spruzzato in eccesso venga raccolto, subisca un lento processo di pulizia e possa quindi essere riutilizzato, riducendo al minimo il nostro impatto sull'ambiente.

 Notre système de pulvérisation nous permet de récupérer les excédents d'émail lors du process de nettoyage. En les intégrant à nouveau dans le process de fabrication, nous réduisons notre impact sur l'environnement.





**BRITISH STANDARD**  
EUROPEAN APPROVED  
VITRIFIED HOTELWARE

We test the vitrification of our products everyday, both in the kilns during firing and in our laboratory when the manufacturing process is complete.

Probamos la vitrificación de nuestro producto todos los días, tanto en los hornos durante la cocción como en nuestro laboratorio cuando el proceso de fabricación está completo.

Wir testen die Vitrifizierung unserer Produkte tagtäglich, sowohl in den Öfen während des Brennens als auch in unserem Labor nach Vollendung des Herstellungsprozesses.

Ogni giorno sottoponiamo a test la vetrificazione dei nostri prodotti, sia nei forni durante la cottura, sia nel nostro laboratorio, al termine del processo di produzione.

Nous testons la vitrification de nos produits tous les jours, pendant le processus de cuisson et dans nos laboratoires une fois le produit terminé.



**BRITISH STANDARD**  
EUROPEAN APPROVED  
HOSPITALITY CERAMIC TABLEWARE  
INTENDED CONTACT WITH FOOD

Our ceramics are food safe and comply with British Standard 8654 which specifies the performance requirements for ceramic tableware intended for hospitality use.

Nuestras cerámicas son seguras para los alimentos y cumplen con el Estándar Británico 8654 que especifica los requisitos de rendimiento para los utensilios de mesa de cerámica destinados a la hostelería.

Unser Keramikgeschirr ist lebensmittelecht und entspricht dem British Standard 8654, welches die Standards für den Einsatz im Gastgewerbe festlegt.

Le nostre stoviglie sono certificate per il contatto con gli alimenti e sono conformi al British Standard 8654 che specifica i requisiti prestazionali per i prodotti destinati all'utilizzo professionale.

Nos céramiques sont sans danger pour les aliments et sont conformes à la norme britannique 8654 qui spécifie les exigences de performance pour la vaisselle en céramique destinée au secteur de l'hôtellerie restauration.



**BRITISH STANDARD**  
MECHANICAL DISHWASHER  
RESISTANCE

We test dishwasher durability to British Hospitality Standard BS 12875. In service testing has demonstrated that under hospitality use, this is the equal to 5000 dishwasher cycles.

Probamos la durabilidad en los lavavajillas según la Norma de Hostelería Británica BS 12875. En las pruebas se ha demostrado que el uso en hostelería, esto equivale a 5000 ciclos de lavavajillas. El equivalente a poner el mismo plato en el lavavajillas todos los días durante 13 años.

Wir testen die Geschirrspüler-Widerstandsfähigkeit unserer Produkte laut des britischen Gastronomie-Standards BS 12875. In Servicetests wurde nachgewiesen, dass dies bei der Verwendung im Gastgewerbe 5000 Spülgängen entspricht. Das ist so, als würde man denselben Teller 13 Jahre lang jeden Tag in die Spülmaschine stellen.

Verifichiamo la durata in lavastoviglie secondo il British Hospitality Standard BS 12875. Dalle prove effettuate in servizio è emerso che l'uso in strutture ricettive equivale a 5.000 cicli in lavastoviglie. È come mettere in lavastoviglie lo stesso piatto ogni giorno per 13 anni.

Nous testons la résistance au lave-vaisselle selon la norme BS 12875. L'utilisation professionnelle démontre une résistance à plus de 5000 cycles au lave-vaisselle ; soit un lavage par jour pendant 13 ans.

## FEATURES & BENEFITS - CUTLERY



**STAINLESS  
STEEL**

Manufactured in high quality 18/10 stainless steel. Churchill cutlery meets the highest standards in durability and performance.

El acero inoxidable 18/10 de alta calidad cumple con los más altos estándares de durabilidad y rendimiento.

Hergestellt aus reinem Edelstahl 18/10 erfüllt es höchste Standards in Qualität und Haltbarkeit.

L'alta qualità dell'acciaio 18/10 si aggiunge ai più alti standard di durata e performance.

La haute qualité 18/10 Stainless steel contribue à la durabilité produit.



**DISHWASHER  
SAFE**

Dishwasher Safe

Apto para lavavajillas

Spülmaschinenfest

Lavabile in lavastoviglie

Va au lave-vaisselle



**BRITISH STANDARD**  
FOOD SAFETY, CORROSION  
RESISTANCE, HARDNESS OF  
KNIFE BLADES

Food safety, corrosion resistance and hardness of knife blades.

Apto para lavavajillas

Spülmaschinenfest

Lavabile in lavastoviglie

Va au lave-vaisselle

# BADGING

## TAILOR MADE

Enhance your brand experience with personalised tableware from Churchill.

Our bespoke design service allows you to brand any product with your own personal identity.

From your logo to a full design solution, we will work with you to create the perfect end result.



## CREATING YOUR OWN PERSONALISED TABLEWARE IS EASY WITH 8 SIMPLE STEPS

### 1. Initial Enquiry

- Supply us with your company logo
- Choose your product from any of the Churchill ranges
- Please provide a Pantone reference
- Tell us where you want your logo to go

(Other pantone colours available outside our specified palette. This may however take a little extra time)

\*Minimum order quantity is 300 mixed pieces, repeat orders are 150 mixed pieces



### 4. Fired sample

- We will send the fired sample to you for approval
- This will be a true representation of how your final product will look



### 5. Customer approval of fired sample

- Email confirmation that you are happy with the fired sample
  - location of badge
  - colour
  - items selected
  - size of badge
- Place your order



### 2. Visuals -

- We'll email an initial graphic design to you to demonstrate how the finished item will look



### 6. Decorators

- Our skilled decorators will place your logo on each of your items by hand



### 3. Customer approval of visual

- We await your confirmation of the visuals sent
  - location of badge
  - items selected
  - size of badge



**7. Quality check** - Each piece will be subjected to a quality check before despatch

### 8. Delivery of your order!



In the printing of this brochure, every effort has been made to ensure perfect reproduction of product colours, but due to printing limitations, they may not be an exact match to the actual product.



# CHURCHILL®

[churchill1795.com](http://churchill1795.com)

f [Churchill1795](#)

🐦 [@Churchill1795](#)

📧 [@Churchill\\_1795](#)

Tel: +44 (0) 1782 577 566

Fax: +44 (0) 1782 524 355

email: [info@churchill1795.com](mailto:info@churchill1795.com)

---

#### HEAD OFFICE & STOKE SHOWROOM

No. 1 Marlborough Way  
Tunstall  
Stoke-on-Trent  
ST6 5NZ

#### LONDON SHOWROOM

Business Design Centre  
Suite 102  
52 Upper Street  
Islington  
London  
N1 0QH

#### MADRID SHOWROOM

Calle Princesa No 2  
7ª Planta  
Puertas 4 y 5  
Madrid 28008  
España  
Tel: 910 004 929

